



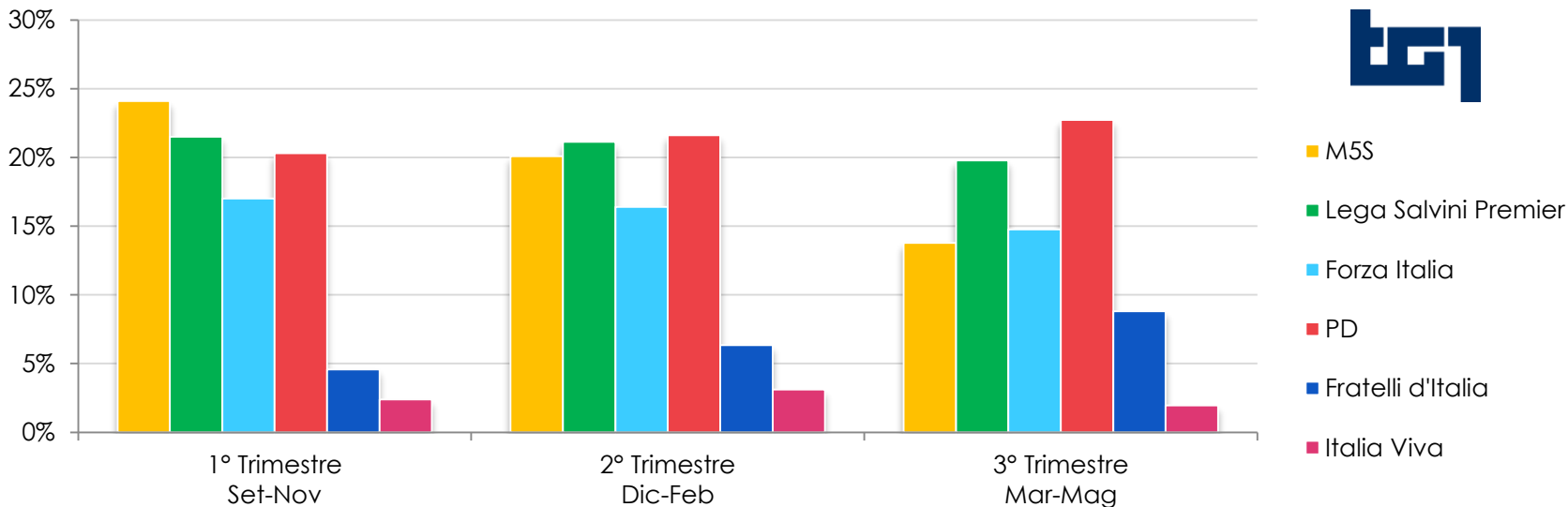
## I SOGGETTI POLITICO-ISTITUZIONALI NEI TELEGIORNALI

**TEMPO DI PAROLA NEI TG - TUTTE LE EDIZIONI**

**PERIODO: 1 SETTEMBRE 2019 – 31 MAGGIO 2020**

**Fonte: Geca Italia per Agcom - [dca@agcom.it](mailto:dca@agcom.it)**

TG1: Tempi di parola (%) dei soggetti politici – Periodo: 1 settembre 2019 – 31 maggio 2020



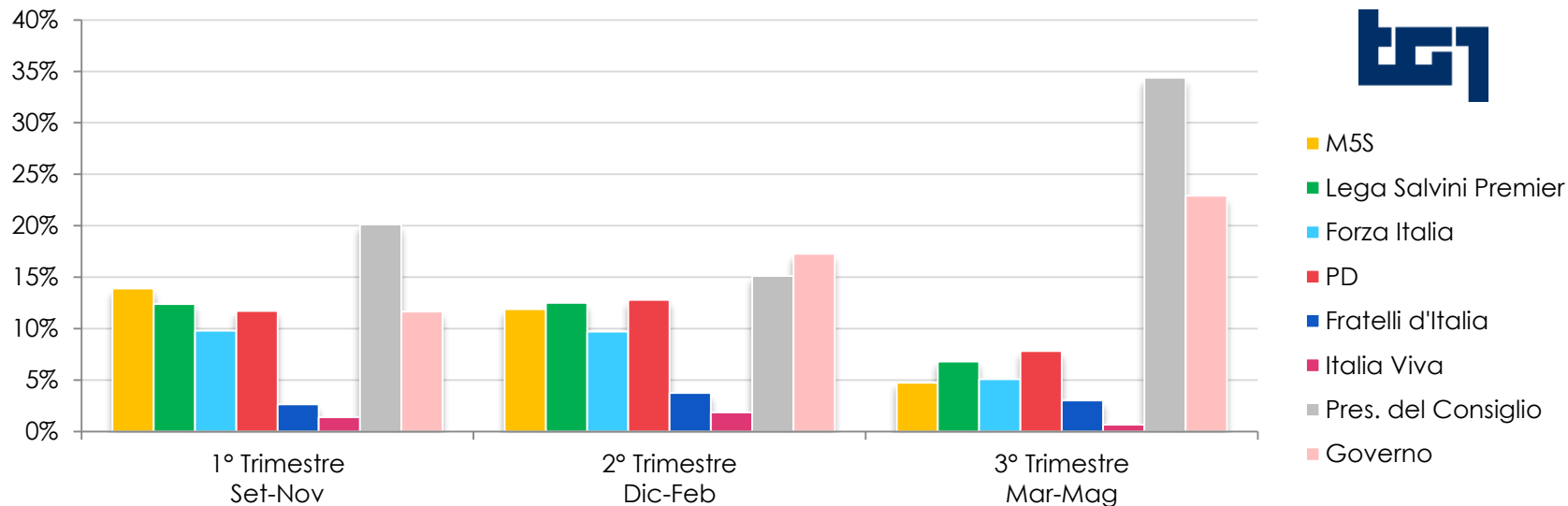
Tempo di parola (V.A) soggetti politici

TG1	Set-Nov	Dic-Feb	Marzo	Aprile	Maggio	Mar-Mag
	1:38:34	1:19:39	0:13:56	0:07:56	0:08:11	0:30:03
	1:27:58	1:23:47	0:18:40	0:12:59	0:11:29	0:43:08
	1:09:35	1:05:02	0:15:19	0:08:57	0:07:55	0:32:11
	1:23:06	1:25:40	0:22:11	0:11:26	0:15:56	0:49:33
	0:18:42	0:25:05	0:08:23	0:06:25	0:04:23	0:19:11
	0:09:50	0:12:20	0:00:32	0:01:39	0:02:06	0:04:17

Tempo di parola: % su totale soggetti politici

TG1	Set-Nov	Dic-Feb	Marzo	Aprile	Maggio	Mar-Mag
	24,10%	20,09%	14,85%	12,61%	13,35%	13,78%
	21,50%	21,13%	19,89%	20,64%	18,73%	19,78%
	17,01%	16,40%	16,32%	14,23%	12,91%	14,76%
	20,31%	21,61%	23,64%	18,18%	25,99%	22,73%
	4,57%	6,33%	8,93%	10,20%	7,15%	8,80%
	2,40%	3,11%	0,57%	2,62%	3,43%	1,96%

TG1: Tempi di parola (%) dei soggetti politici e istituzionali – Periodo: 1 settembre 2019 – 31 maggio 2020



- M5S
- Lega Salvini Premier
- Forza Italia
- PD
- Fratelli d'Italia
- Italia Viva
- Pres. del Consiglio
- Governo

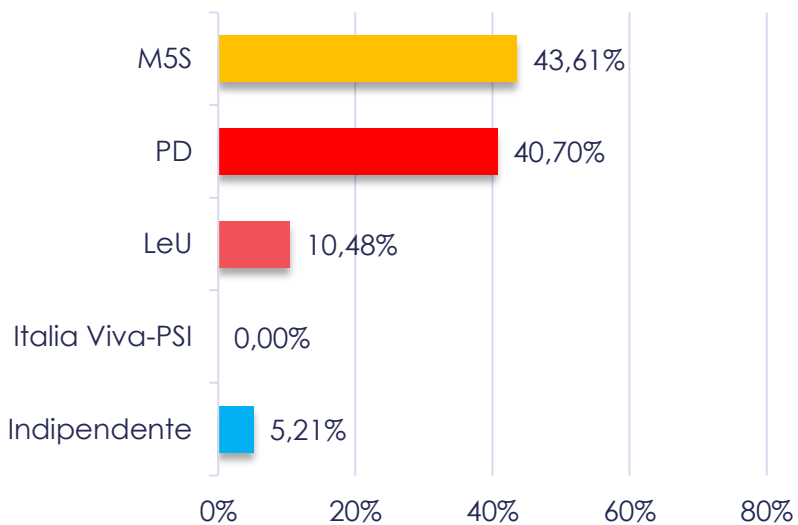
Tempo di parola (V.A) soggetti politici e istituzionali

TG1	Set-Nov	Dic-Feb	Marzo	Aprile	Maggio	Mar-Mag
	1:38:34	1:19:39	0:13:56	0:07:56	0:08:11	0:30:03
	1:27:58	1:23:47	0:18:40	0:12:59	0:11:29	0:43:08
	1:09:35	1:05:02	0:15:19	0:08:57	0:07:55	0:32:11
	1:23:06	1:25:40	0:22:11	0:11:26	0:15:56	0:49:33
	0:18:42	0:25:05	0:08:23	0:06:25	0:04:23	0:19:11
	0:09:50	0:12:20	0:00:32	0:01:39	0:02:06	0:04:17
<b>Pres. del Consiglio</b>	2:22:56	1:41:17	1:29:08	1:36:46	0:32:18	3:38:12
<b>Governo</b>	1:22:39	1:55:43	1:00:46	0:44:28	0:40:16	2:25:30

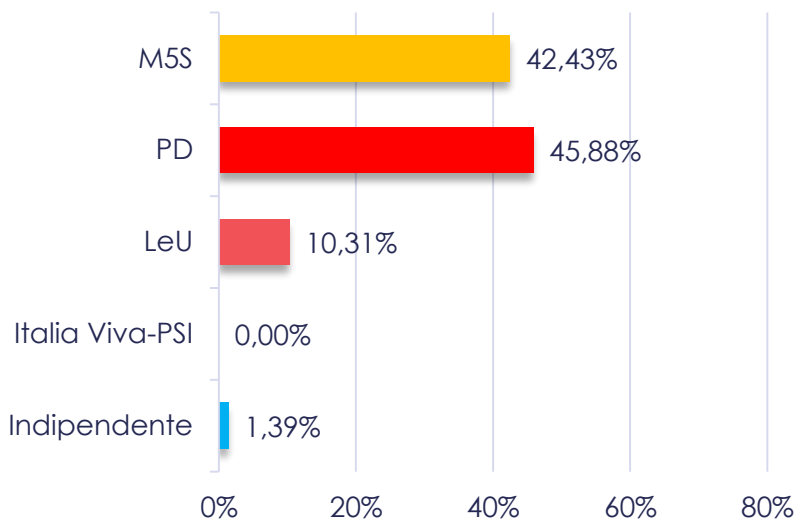
Tempo di parola: % su totale soggetti politici e istituzionali

TG1	Set-Nov	Dic-Feb	Marzo	Aprile	Maggio	Mar-Mag
	13,88%	11,88%	5,13%	3,62%	5,67%	4,73%
	12,39%	12,50%	6,88%	5,93%	7,95%	6,79%
	9,80%	9,70%	5,64%	4,08%	5,48%	5,07%
	11,70%	12,78%	8,17%	5,22%	11,03%	7,80%
	2,63%	3,74%	3,09%	2,93%	3,03%	3,02%
	1,38%	1,84%	0,20%	0,75%	1,45%	0,67%
<b>Pres. del Consiglio</b>	20,13%	15,11%	32,85%	44,17%	22,36%	34,37%
<b>Governo</b>	11,64%	17,26%	22,39%	20,30%	27,88%	22,92%

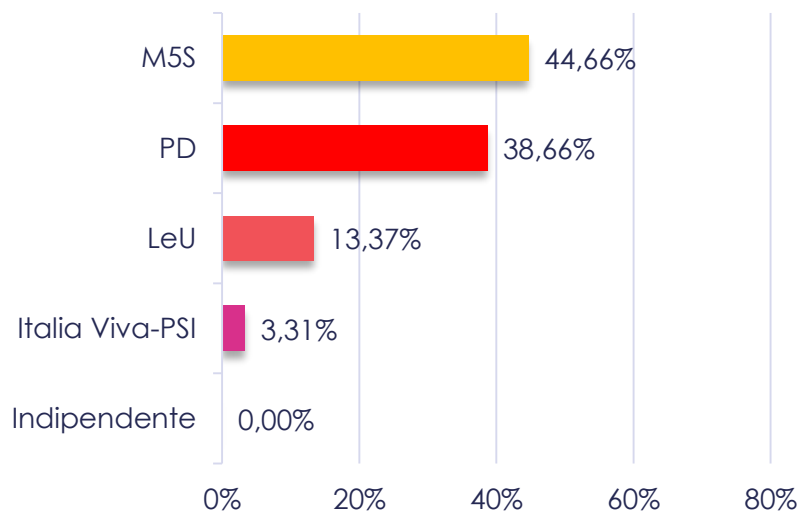
Marzo: Composizione % Governo per partito



Aprile: Composizione % Governo per partito



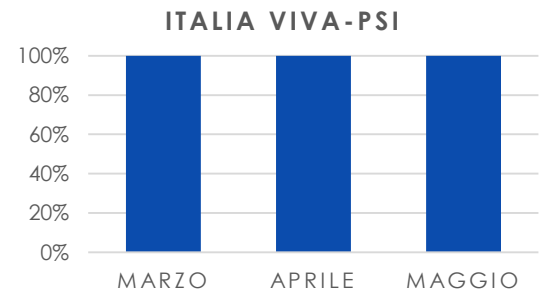
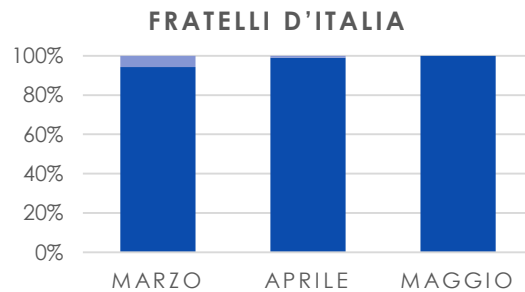
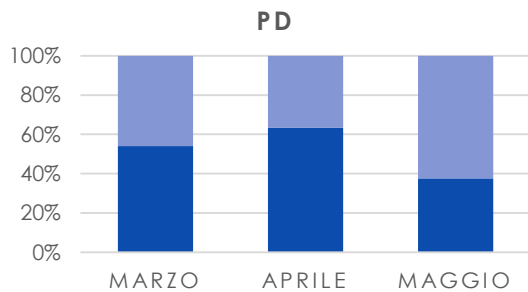
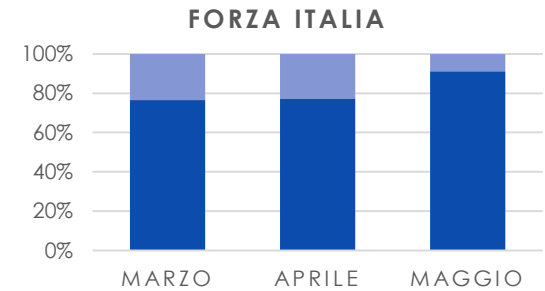
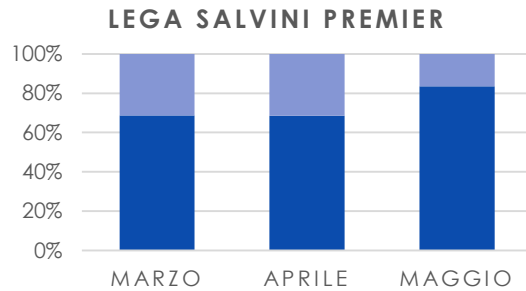
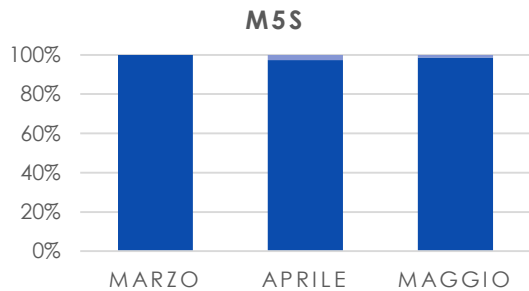
Maggio: Composizione % Governo per partito



Trimestre

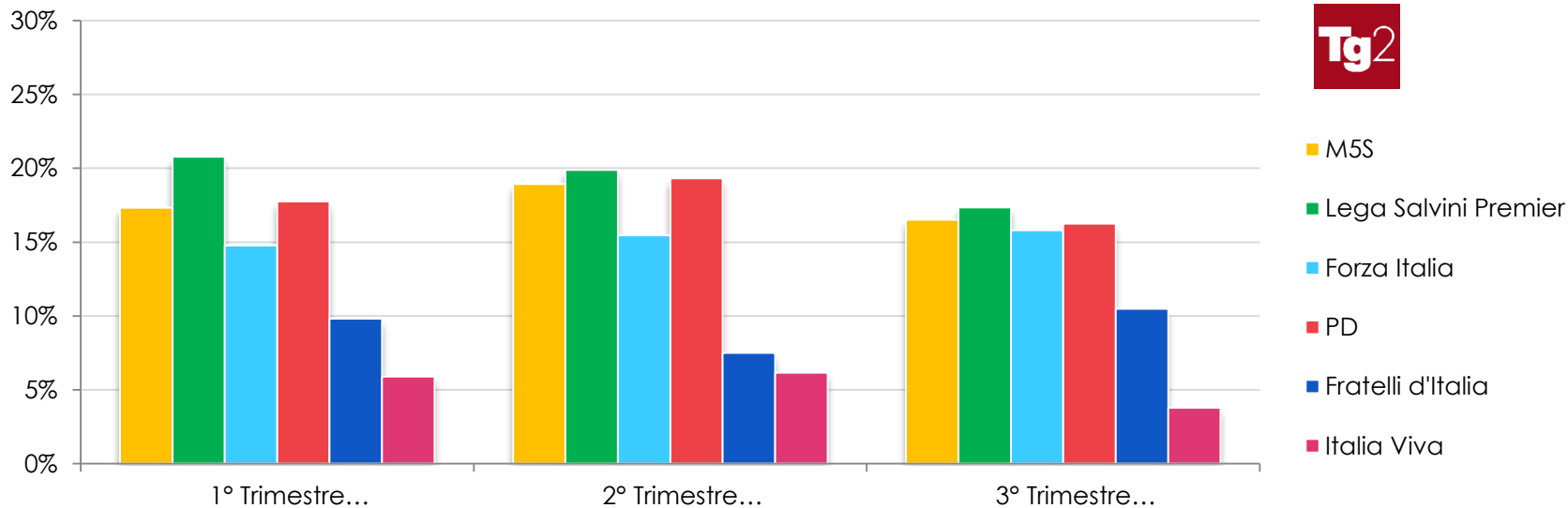
Partito	Marzo	Aprile	Maggio	Trimestre
 MOVIMENTO 5 STELLE	0:26:30	0:18:52	0:17:59	1:03:21
 PD Partito Democratico	0:24:44	0:20:24	0:15:34	1:00:42
 ITALIA VIVA	0:06:22	0:04:35	0:05:23	0:16:20
 Liberali			0:01:20	0:01:20
Indipendente	0:03:10	0:00:37		0:03:47
<b>Governo</b>	<b>1:00:46</b>	<b>0:44:28</b>	<b>0:40:16</b>	<b>2:25:30</b>

	Marzo	Politici	Ammin.	Aprile	Politici	Ammin.	Maggio	Politici	Ammin.
	0:13:56	100,00%		0:07:56	97,27%	2,73%	0:08:11	98,57%	1,43%
	0:18:40	68,75%	31,25%	0:12:59	68,55%	31,45%	0:11:29	83,45%	16,55%
	0:15:19	76,50%	23,50%	0:08:57	77,28%	22,72%	0:07:55	91,16%	8,84%
	0:22:11	54,02%	45,98%	0:11:26	63,27%	36,73%	0:15:56	37,66%	62,34%
	0:08:23	94,23%	5,77%	0:06:25	98,96%	1,04%	0:04:23	100,00%	
	0:00:32	100,00%		0:01:39	100,00%		0:02:06	100,00%	



■ ESPONENTI DI PARTITO      ■ AMMINISTRATORI LOCALI

## TG2: Tempi di parola (%) dei soggetti politici – Periodo 1 settembre 2019 – 31 maggio 2020



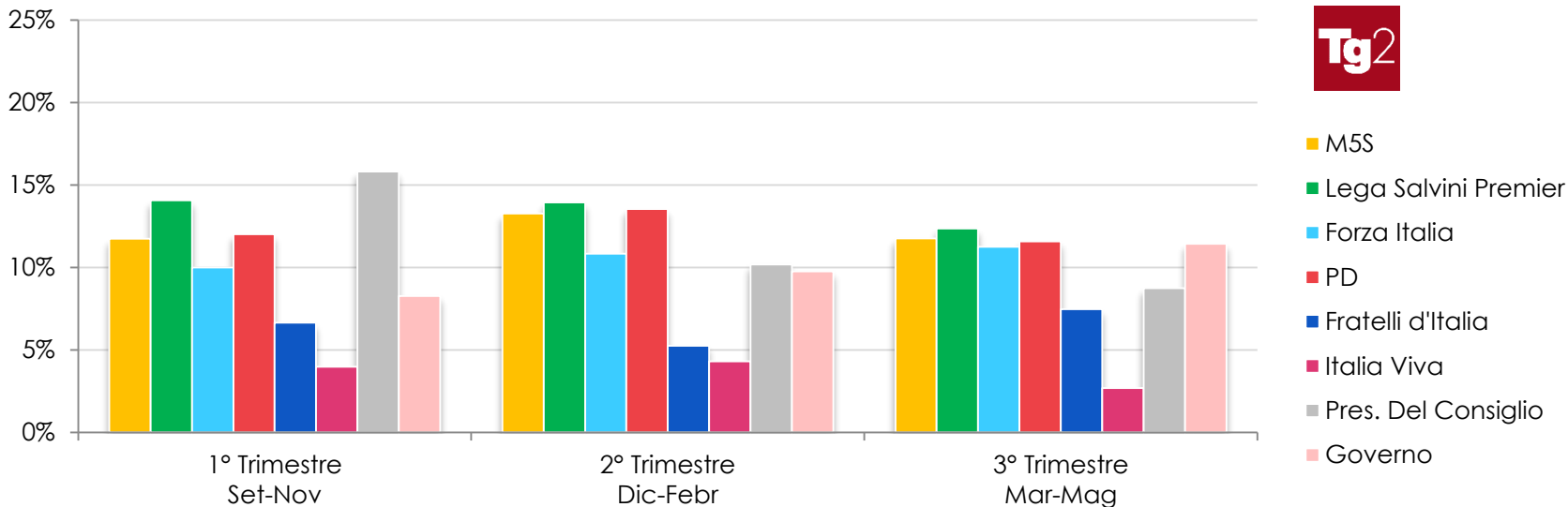
### Tempo di parola (V.A) soggetti politici

TG2	Set-Nov	Dic-Feb	Marzo	Aprile	Maggio	Mar-Mag
	0:56:16	0:55:40	0:13:47	0:14:10	0:18:08	0:46:05
	1:07:27	0:58:28	0:17:55	0:14:31	0:15:59	0:48:25
	0:47:57	0:45:25	0:16:17	0:13:29	0:14:19	0:44:05
	0:57:37	0:56:47	0:15:27	0:14:32	0:15:22	0:45:21
	0:31:52	0:22:02	0:10:18	0:08:48	0:10:08	0:29:14
	0:19:07	0:18:05	0:03:36	0:03:56	0:03:00	0:10:32

### Tempo di parola: % su totale soggetti politici

TG2	Set-Nov	Dic-Feb	Marzo	Aprile	Maggio	Mar-Mag
	17,33%	18,94%	14,59%	15,67%	19,25%	16,51%
	20,78%	19,89%	18,96%	16,06%	16,97%	17,35%
	14,77%	15,45%	17,23%	14,92%	15,20%	15,80%
	17,75%	19,32%	16,35%	16,08%	16,32%	16,25%
	9,82%	7,50%	10,90%	9,73%	10,76%	10,48%
	5,89%	6,15%	3,81%	4,35%	3,19%	3,77%

TG2: Tempi di parola (%) dei soggetti politici e istituzionali – Periodo 1 settembre 2019 – 31 maggio 2020



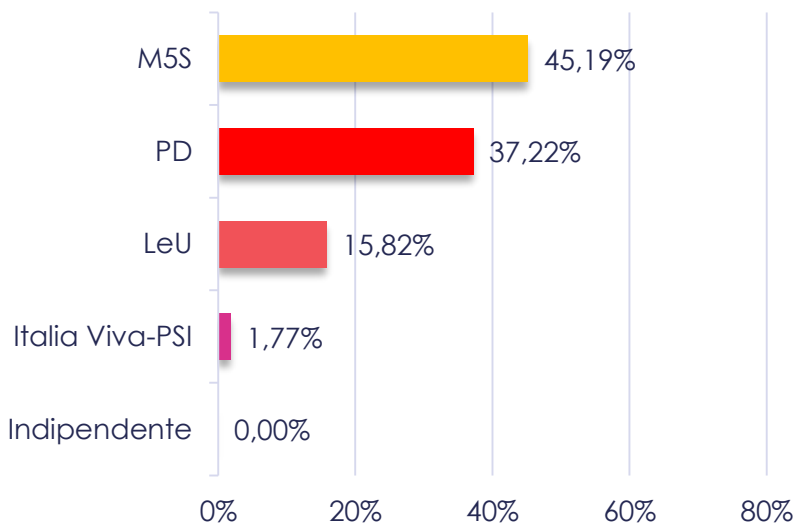
Tempo di parola (V.A) soggetti politici e istituzionali

TG2	Set-Nov	Dic-Feb	Marzo	Aprile	Maggio	Mar-Mag
	0:56:16	0:55:40	0:13:47	0:14:10	0:18:08	0:46:05
	1:07:27	0:58:28	0:17:55	0:14:31	0:15:59	0:48:25
	0:47:57	0:45:25	0:16:17	0:13:29	0:14:19	0:44:05
	0:57:37	0:56:47	0:15:27	0:14:32	0:15:22	0:45:21
	0:31:52	0:22:02	0:10:18	0:08:48	0:10:08	0:29:14
	0:19:07	0:18:05	0:03:36	0:03:56	0:03:00	0:10:32
<b>Pres. del Consiglio</b>	1:15:53	0:42:39	0:15:44	0:09:59	0:08:32	0:34:15
<b>Governo</b>	0:39:39	0:40:57	0:13:10	0:08:59	0:22:38	0:44:47

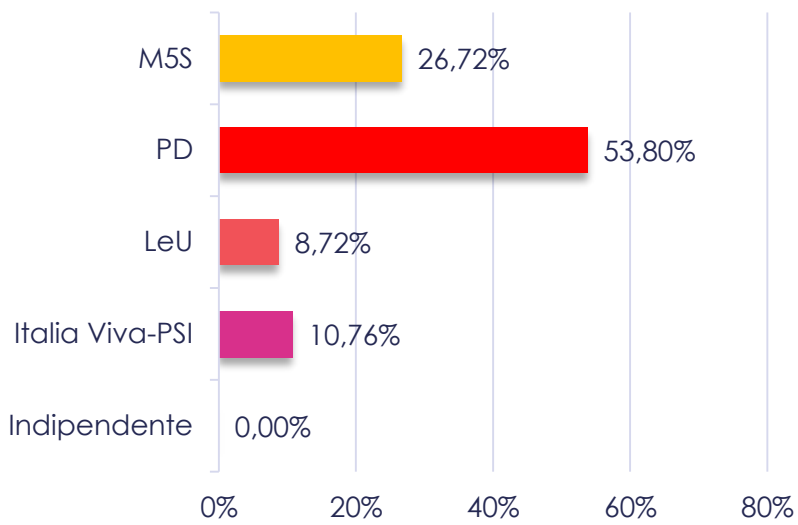
Tempo di parola: % su totale soggetti politici e istituzionali

TG2	Set-Nov	Dic-Feb	Marzo	Aprile	Maggio	Mar-Mag
	11,73%	13,27%	9,83%	11,97%	13,60%	11,76%
	14,06%	13,94%	12,78%	12,26%	11,98%	12,35%
	10,00%	10,83%	11,61%	11,39%	10,73%	11,25%
	12,01%	13,54%	11,02%	12,28%	11,52%	11,57%
	6,64%	5,25%	7,34%	7,43%	7,60%	7,46%
	3,98%	4,31%	2,57%	3,32%	2,25%	2,69%
<b>Pres. del Consiglio</b>	15,82%	10,17%	11,22%	8,43%	6,40%	8,74%
<b>Governo</b>	8,27%	9,76%	9,39%	7,59%	16,97%	11,43%

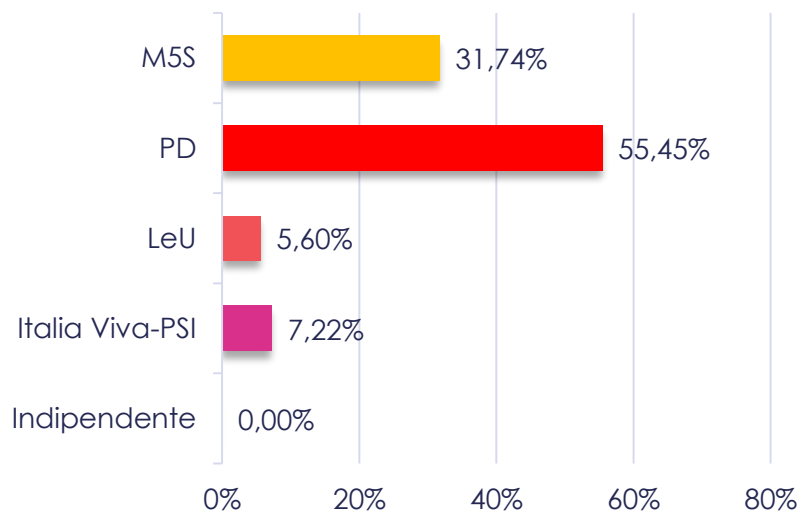
Marzo: Composizione % Governo per partito



Aprile: Composizione % Governo per partito



Maggio: Composizione % Governo per partito

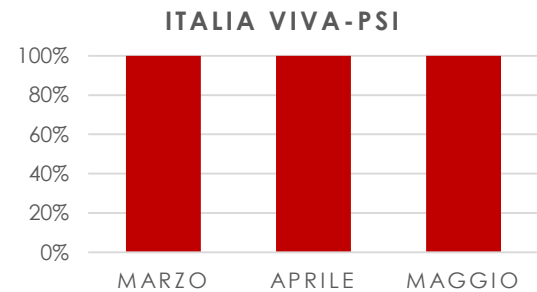
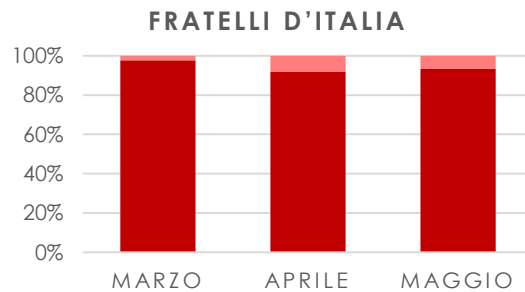
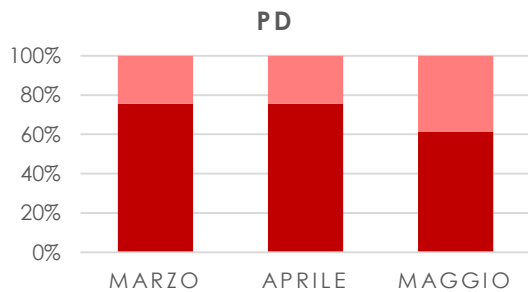
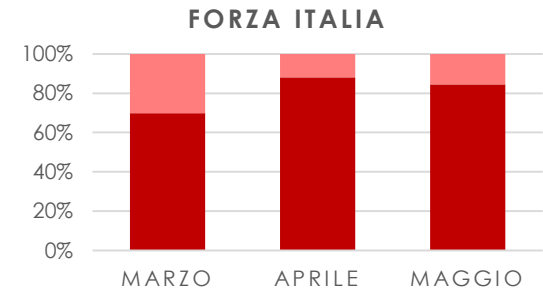
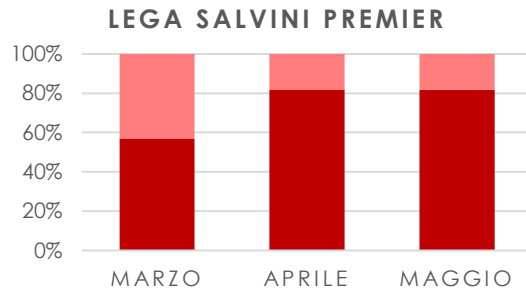
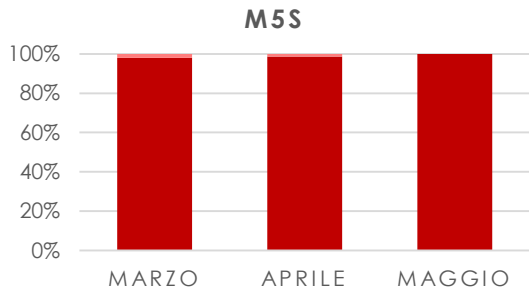


Trimestre

Partito	Marzo	Aprile	Maggio	Trimestre
 M5S	0:05:57	0:02:24	0:07:11	0:15:32
 PD	0:04:54	0:04:50	0:12:33	0:22:17
 Italia Viva-PSI	0:02:05	0:00:47	0:01:16	0:04:08
 LeU	0:00:14	0:00:58	0:01:38	0:02:50
Indipendente				
<b>Governo</b>	<b>0:13:10</b>	<b>0:08:59</b>	<b>0:22:38</b>	<b>0:44:47</b>

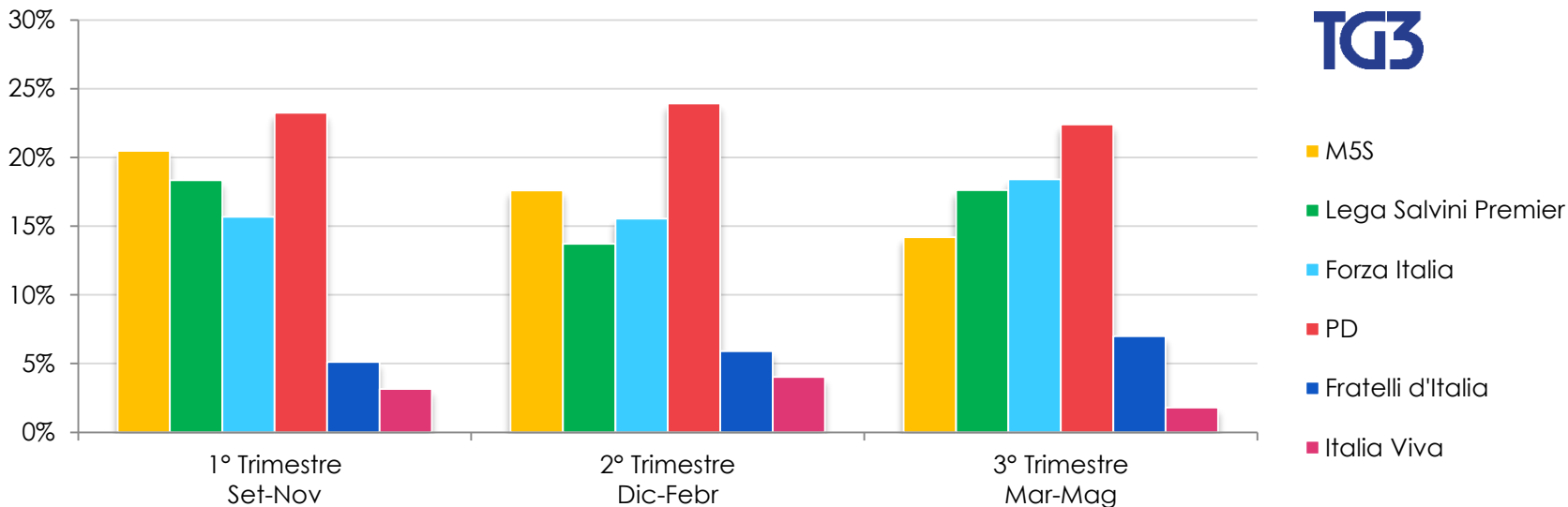


	Marzo	Politici	Ammin.	Aprile	Politici	Ammin.	Maggio	Politici	Ammin.
	0:13:47	98,07%	1,93%	0:14:10	98,71%	1,29%	0:18:08	100,00%	
	0:17:55	57,02%	42,98%	0:14:31	81,97%	18,03%	0:15:59	81,75%	18,25%
	0:16:17	69,81%	30,19%	0:13:29	88,13%	11,87%	0:14:19	84,52%	15,48%
	0:15:27	75,51%	24,49%	0:14:32	75,57%	24,43%	0:15:22	61,17%	38,83%
	0:10:18	97,73%	2,27%	0:08:48	92,05%	7,95%	0:10:08	93,26%	6,74%
	0:03:36	100,00%		0:03:56	100,00%		0:03:00	100,00%	



ESPONENTI DI PARTITO      AMMINISTRATORI LOCALI

TG3: Tempi di parola (%) dei soggetti politici – Periodo: 1 settembre 2019 – 31 maggio 2020



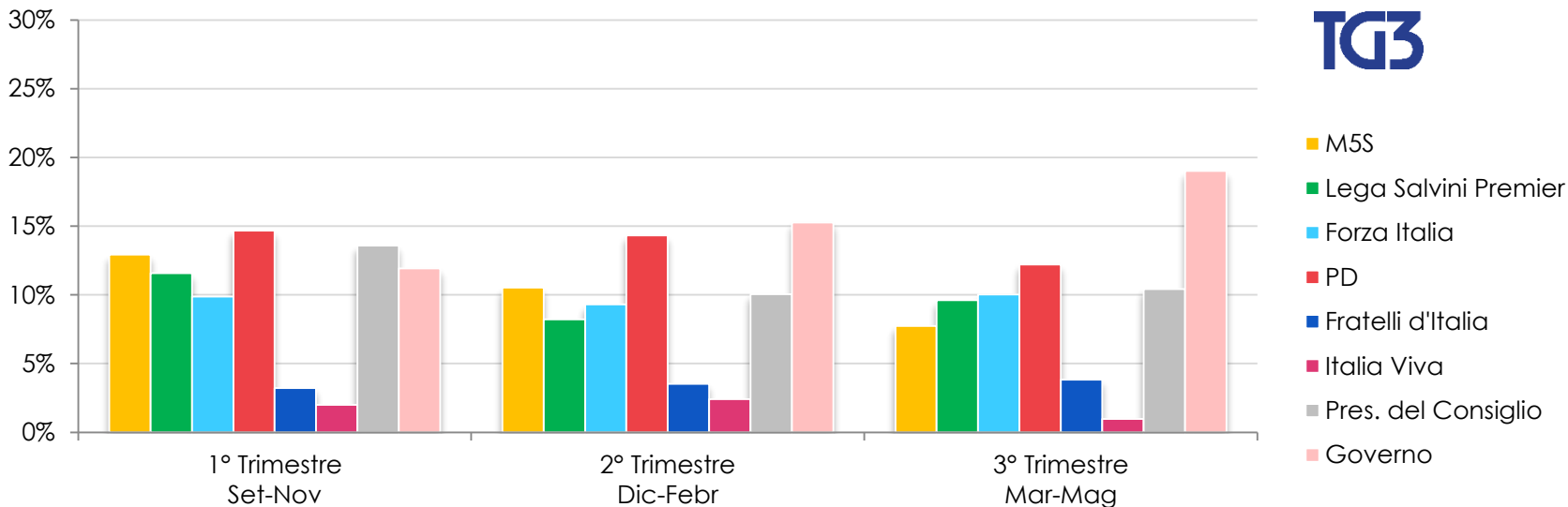
Tempo di parola (V.A) soggetti politici

TG3	Set-Nov	Dic-Feb	Marzo	Aprile	Maggio	Mar-Mag
	0:46:53	0:38:07	0:05:40	0:06:15	0:10:34	0:22:29
	0:41:59	0:29:42	0:11:04	0:07:06	0:09:46	0:27:56
	0:35:52	0:33:39	0:12:08	0:07:36	0:09:26	0:29:10
	0:53:13	0:51:49	0:11:13	0:05:28	0:18:50	0:35:31
	0:11:43	0:12:47	0:02:18	0:04:46	0:04:02	0:11:06
	0:07:13	0:08:43	0:00:41	0:00:54	0:01:16	0:02:51

Tempo di parola: % su totale soggetti politici

TG3	Set-Nov	Dic-Feb	Marzo	Aprile	Maggio	Mar-Mag
	20,49%	17,60%	10,27%	15,52%	16,78%	14,19%
	18,35%	13,71%	20,05%	17,63%	15,51%	17,63%
	15,67%	15,54%	21,98%	18,87%	14,98%	18,41%
	23,25%	23,92%	20,32%	13,57%	29,90%	22,41%
	5,12%	5,90%	4,17%	11,83%	6,40%	7,00%
	3,15%	4,02%	1,24%	2,23%	2,01%	1,80%

TG3: Tempi di parola (%) dei soggetti politici e istituzionali – Periodo: 1 settembre 2019 – 31 maggio 2020



TG3

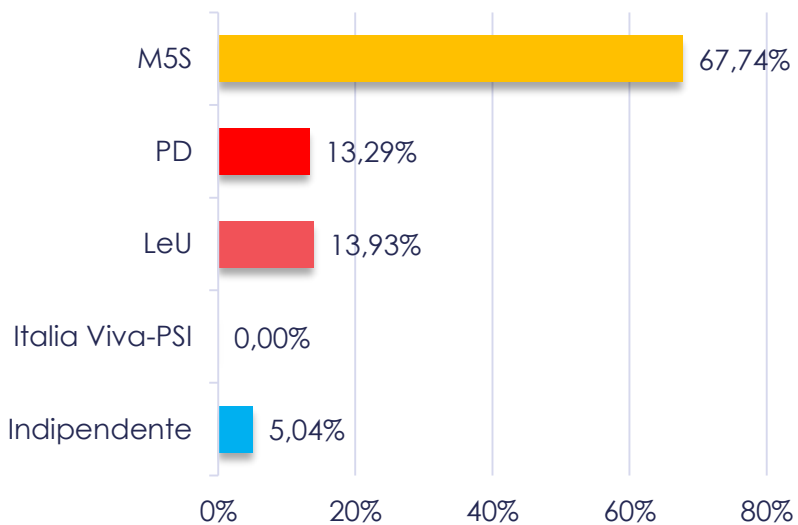
Tempo di parola (V.A) soggetti politici e istituzionali

TG3	Set-Nov	Dic-Feb	Marzo	Aprile	Maggio	Mar-Mag
	0:46:53	0:38:07	0:05:40	0:06:15	0:10:34	0:22:29
	0:41:59	0:29:42	0:11:04	0:07:06	0:09:46	0:27:56
	0:35:52	0:33:39	0:12:08	0:07:36	0:09:26	0:29:10
	0:53:13	0:51:49	0:11:13	0:05:28	0:18:50	0:35:31
	0:11:43	0:12:47	0:02:18	0:04:46	0:04:02	0:11:06
	0:07:13	0:08:43	0:00:41	0:00:54	0:01:16	0:02:51
<b>Pres. del Consiglio</b>	0:49:18	0:36:22	0:16:55	0:09:20	0:04:01	0:30:16
<b>Governo</b>	0:43:16	0:55:16	0:15:33	0:15:39	0:24:06	0:55:18

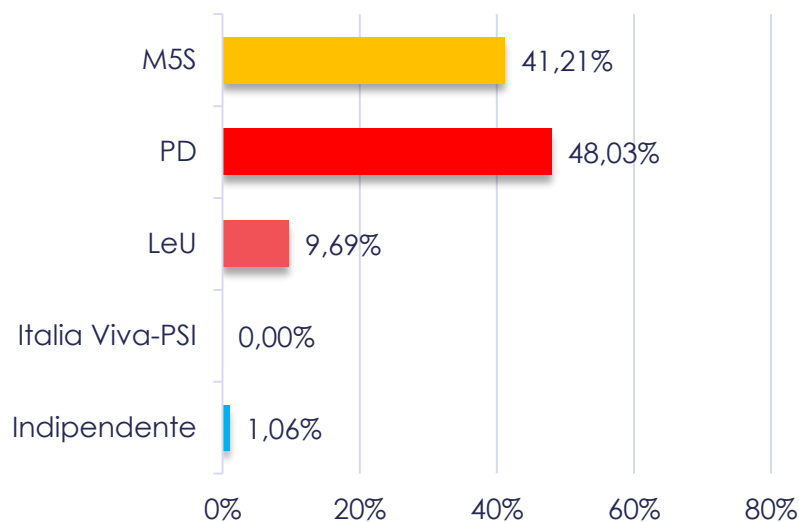
Tempo di parola: % su totale soggetti politici e istituzionali

TG3	Set-Nov	Dic-Feb	Marzo	Aprile	Maggio	Mar-Mag
	12,92%	10,53%	5,11%	7,80%	10,61%	7,73%
	11,57%	8,21%	9,97%	8,87%	9,80%	9,61%
	9,88%	9,30%	10,93%	9,49%	9,47%	10,03%
	14,67%	14,32%	10,11%	6,83%	18,91%	12,22%
	3,23%	3,53%	2,07%	5,95%	4,05%	3,82%
	1,99%	2,41%	0,62%	1,12%	1,27%	0,98%
<b>Pres. del Consiglio</b>	13,59%	10,05%	15,24%	11,65%	4,03%	10,41%
<b>Governo</b>	11,92%	15,27%	14,01%	19,54%	24,19%	19,02%

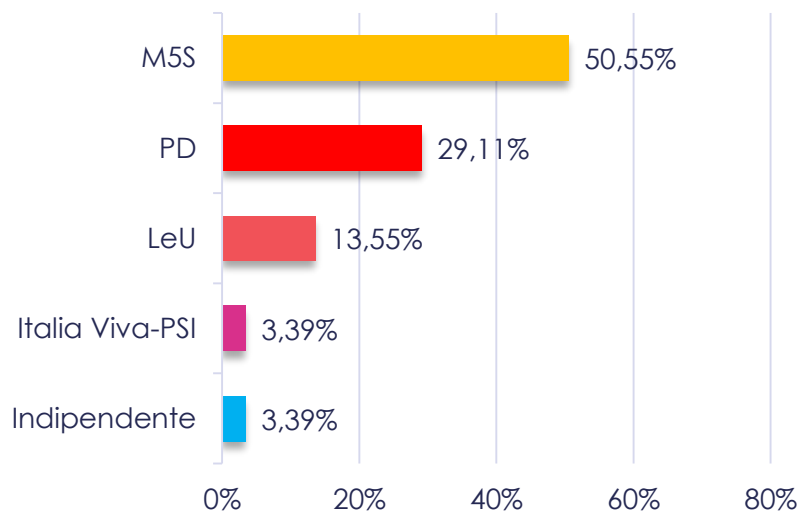
Marzo: Composizione % Governo per partito



Aprile: Composizione % Governo per partito



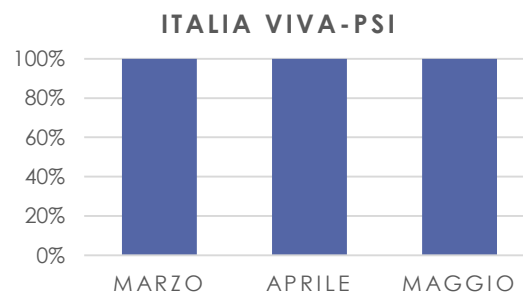
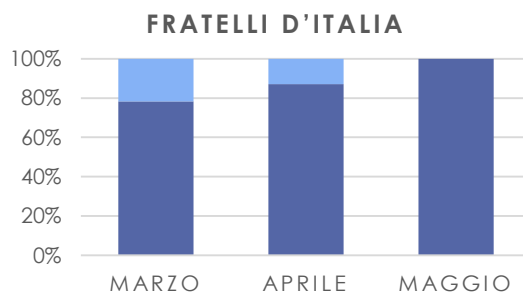
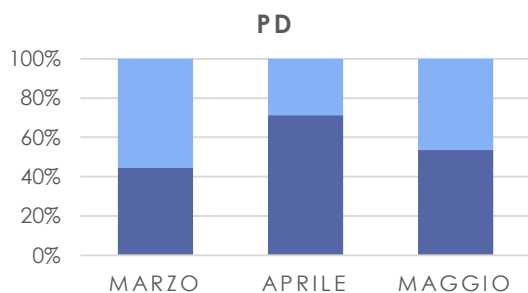
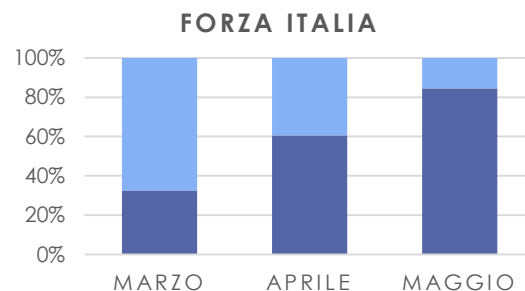
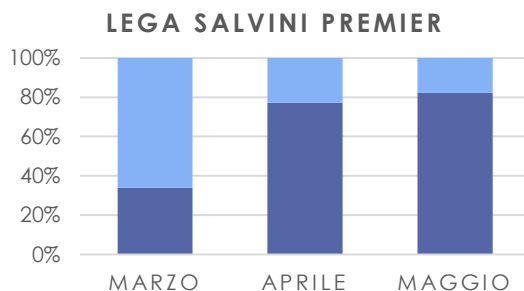
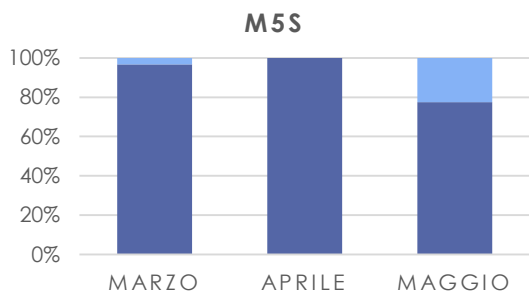
Maggio: Composizione % Governo per partito



Trimestre: Composizione (v.a.) Governo per partito

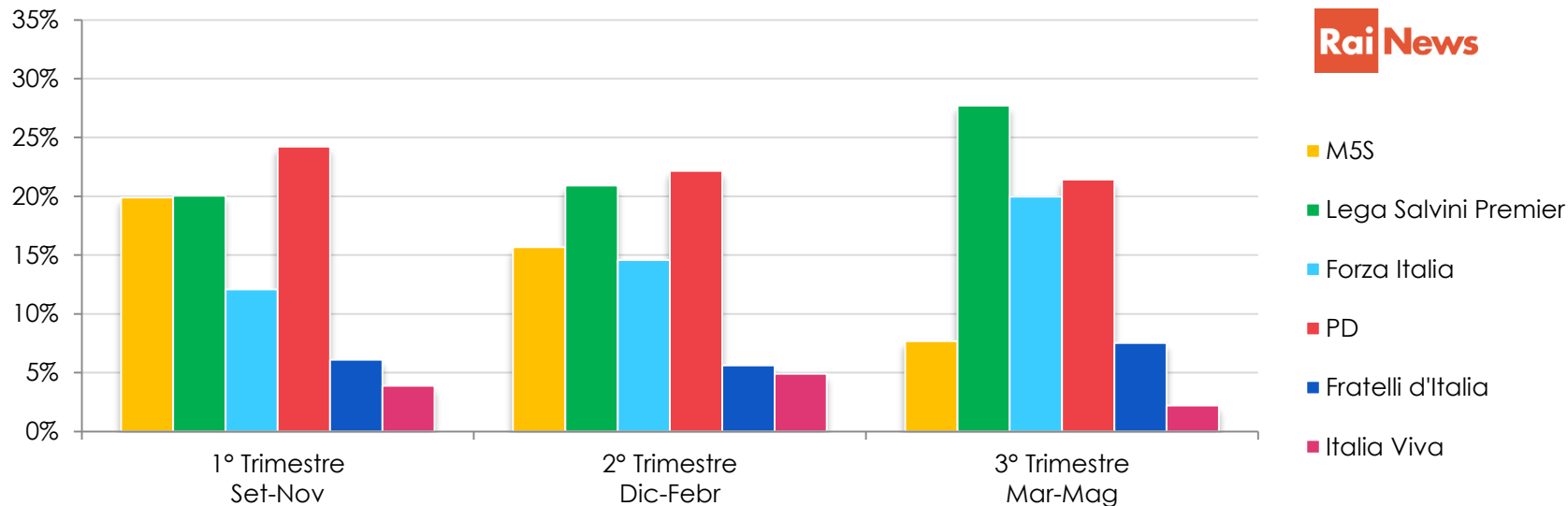
Partito	Marzo	Aprile	Maggio	Trimestre
 MOVIMENTO 5 STELLE	0:10:32	0:06:27	0:12:11	0:29:10
 PD Partito Democratico	0:02:04	0:07:31	0:07:01	0:16:36
 ITALIA VIVA	0:02:10	0:01:31	0:03:16	0:06:57
 Liberali			0:00:49	0:00:49
Indipendente	0:00:47	0:00:10	0:00:49	0:01:46
<b>Governo</b>	<b>0:15:33</b>	<b>0:15:39</b>	<b>0:24:06</b>	<b>0:55:18</b>

	Marzo	Politici	Ammin.	Aprile	Politici	Ammin.	Maggio	Politici	Ammin.
	0:05:40	96,76%	3,24%	0:06:15	100,00%		0:10:34	77,44%	22,56%
	0:11:04	34,04%	65,96%	0:07:06	77,23%	22,77%	0:09:46	82,25%	17,75%
	0:12:08	32,55%	67,45%	0:07:36	60,53%	39,47%	0:09:26	84,45%	15,55%
	0:11:13	44,43%	55,57%	0:05:28	71,34%	28,66%	0:18:50	53,54%	46,46%
	0:02:18	78,26%	21,74%	0:04:46	87,06%	12,94%	0:04:02	100,00%	
	0:00:41	100,00%		0:00:54	100,00%		0:01:16	100,00%	



ESPONENTI DI PARTITO
  AMMINISTRATORI LOCALI

# RAI NEWS: Tempi di parola (%) dei soggetti politici – Periodo: 1 settembre 2019 – 31 maggio 2020



- M5S
- Lega Salvini Premier
- Forza Italia
- PD
- Fratelli d'Italia
- Italia Viva

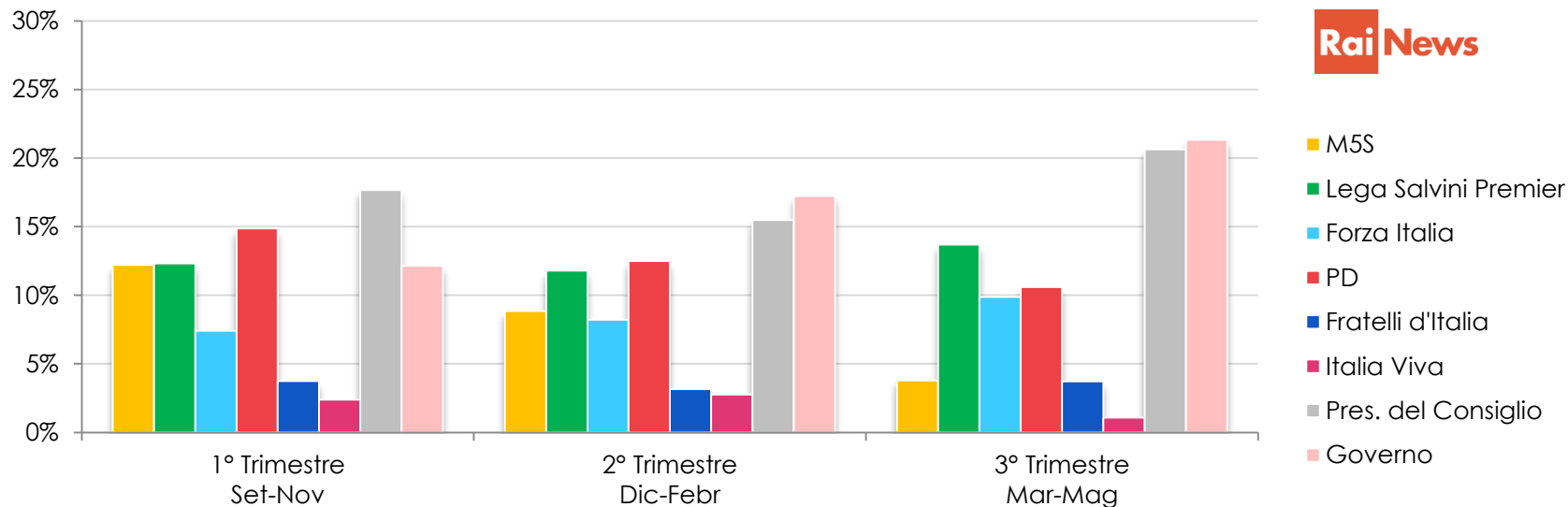
## Tempo di parola (V.A) soggetti politici

RAI NEWS	Set-Nov	Dic-Feb	Marzo	Aprile	Maggio	Mar-Mag
	7:36:26	5:21:36	0:35:35	0:41:36	1:18:02	2:35:13
	7:39:49	7:08:58	4:14:29	2:59:44	2:05:57	9:20:10
	4:36:58	4:59:00	3:40:48	1:54:27	1:08:38	6:43:53
	9:15:35	7:34:34	2:14:46	2:52:09	2:06:31	7:13:26
	2:19:43	1:54:58	0:55:21	0:57:12	0:39:40	2:32:13
	1:29:07	1:40:39	0:13:01	0:09:43	0:21:47	0:44:31

## Tempo di parola: % su totale soggetti politici

RAI NEWS	Set-Nov	Dic-Feb	Marzo	Aprile	Maggio	Mar-Mag
	19,90%	15,68%	4,50%	6,06%	14,34%	7,68%
	20,04%	20,92%	32,16%	26,17%	23,14%	27,70%
	12,07%	14,58%	27,91%	16,66%	12,61%	19,97%
	24,22%	22,17%	17,03%	25,06%	23,25%	21,43%
	6,09%	5,61%	7,00%	8,33%	7,29%	7,53%
	3,88%	4,91%	1,65%	1,41%	4,00%	2,20%

# RAI NEWS: Tempi di parola (%) dei soggetti politici e istituzionali – Periodo: 1 settembre 2019 – 31 maggio 2020



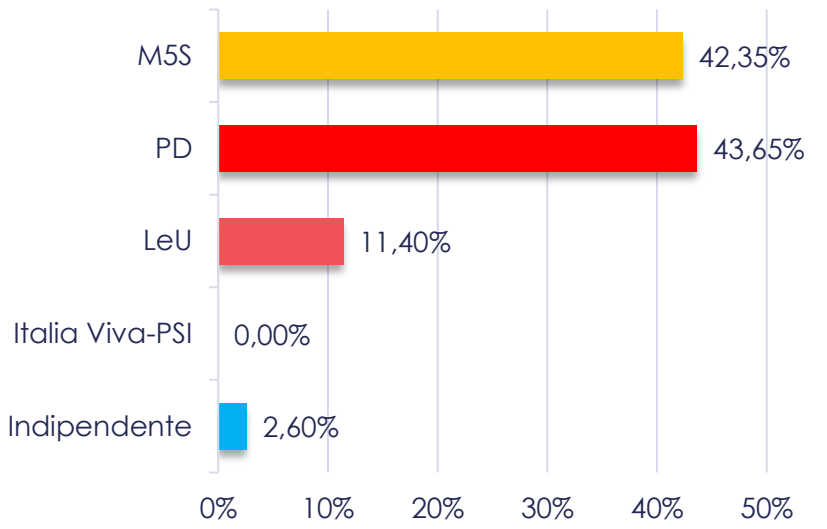
## Tempo di parola (V.A) soggetti politici e istituzionali

RAI NEWS	Set-Nov	Dic-Feb	Marzo	Aprile	Maggio	Mar-Mag
MOVIMENTO 5 STELLE	7:36:26	5:21:36	0:35:35	0:41:36	1:18:02	2:35:13
LEGA SALVINI	7:39:49	7:08:58	4:14:29	2:59:44	2:05:57	9:20:10
FORZA ITALIA	4:36:58	4:59:00	3:40:48	1:54:27	1:08:38	6:43:53
PD Partito Democratico	9:15:35	7:34:34	2:14:46	2:52:09	2:06:31	7:13:26
FRATELLI D'ITALIA	2:19:43	1:54:58	0:55:21	0:57:12	0:39:40	2:32:13
ITALIA VIVA	1:29:07	1:40:39	0:13:01	0:09:43	0:21:47	0:44:31
<b>Pres. del Consiglio</b>	10:59:33	9:23:11	7:44:46	4:10:47	2:09:17	14:04:50
<b>Governo</b>	7:33:45	10:26:40	5:42:55	3:29:39	5:19:59	14:32:33

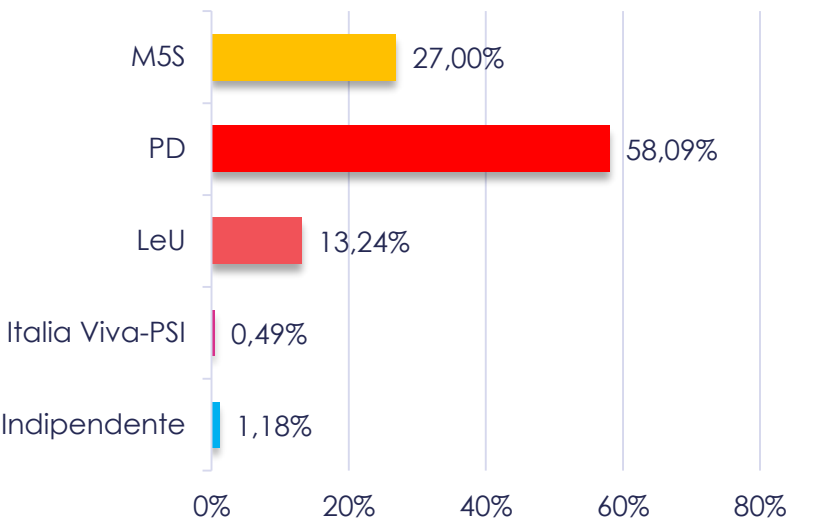
## Tempo di parola: % su totale soggetti politici e istituzionali

RAI NEWS	Set-Nov	Dic-Feb	Marzo	Aprile	Maggio	Mar-Mag
MOVIMENTO 5 STELLE	12,22%	8,84%	2,05%	3,35%	7,01%	3,79%
LEGA SALVINI	12,31%	11,79%	14,63%	14,48%	11,32%	13,69%
FORZA ITALIA	7,42%	8,22%	12,69%	9,22%	6,17%	9,87%
PD Partito Democratico	14,88%	12,49%	7,75%	13,87%	11,37%	10,59%
FRATELLI D'ITALIA	3,74%	3,16%	3,18%	4,61%	3,57%	3,72%
ITALIA VIVA	2,39%	2,77%	0,75%	0,78%	1,96%	1,09%
<b>Pres. del Consiglio</b>	17,66%	15,48%	26,72%	20,21%	11,62%	20,64%
<b>Governo</b>	12,15%	17,22%	19,71%	16,90%	28,76%	21,32%

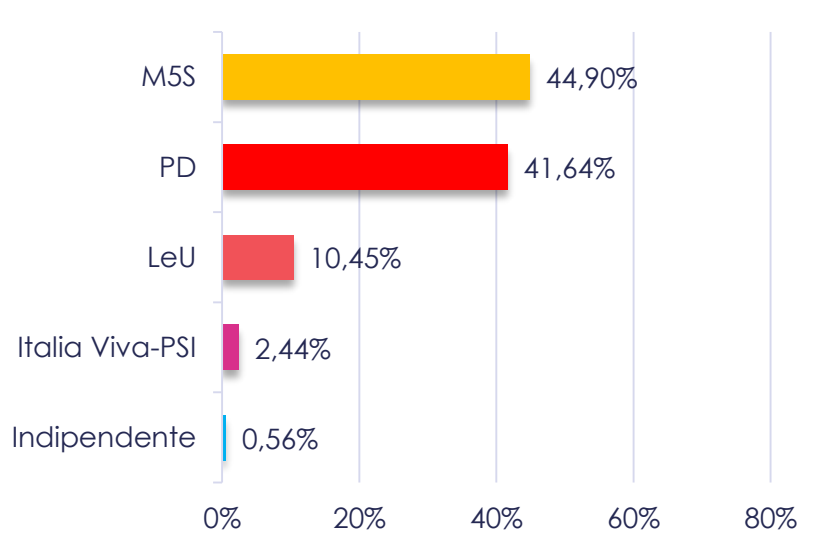
**Marzo: Composizione % Governo per partito**



**Aprile: Composizione % Governo per partito**









**Maggio: Composizione % Governo per partito**

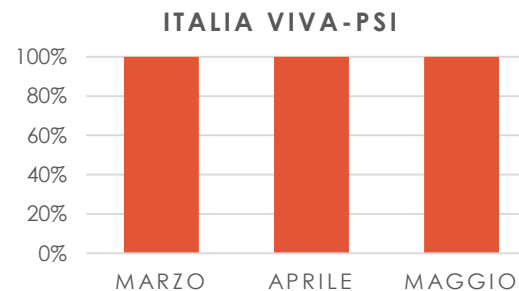
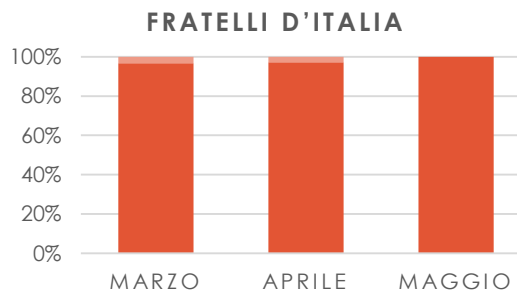
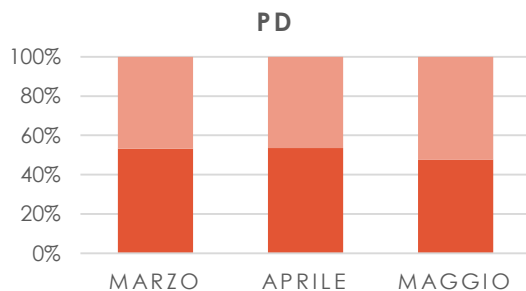
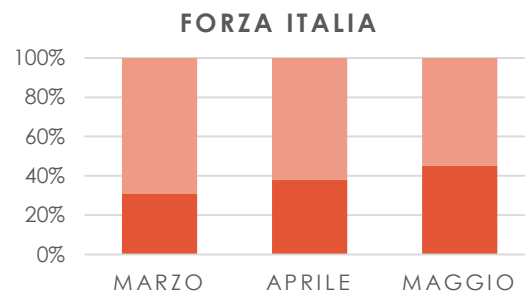
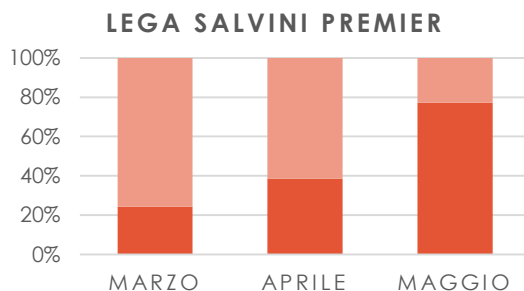
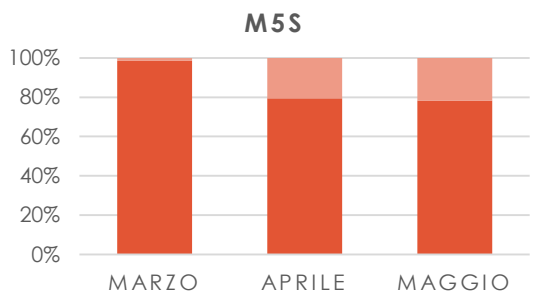


**Trimestre: Composizione (v.a.) Governo per partito**

Partito	Marzo	Aprile	Maggio	Trimestre
 <b>M5S</b>	2:25:14	0:56:36	2:23:41	5:45:31
 <b>PD</b>	2:29:41	2:01:47	2:13:15	6:44:43
 <b>LeU</b>	0:39:06	0:27:46	0:33:27	1:40:19
 <b>Italia Viva-PSI</b>		0:01:02	0:07:48	0:08:50
<b>Indipendente</b>	0:08:54	0:02:28	0:01:48	0:13:10
<b>Governo</b>	<b>5:42:55</b>	<b>3:29:39</b>	<b>5:19:59</b>	<b>14:32:33</b>

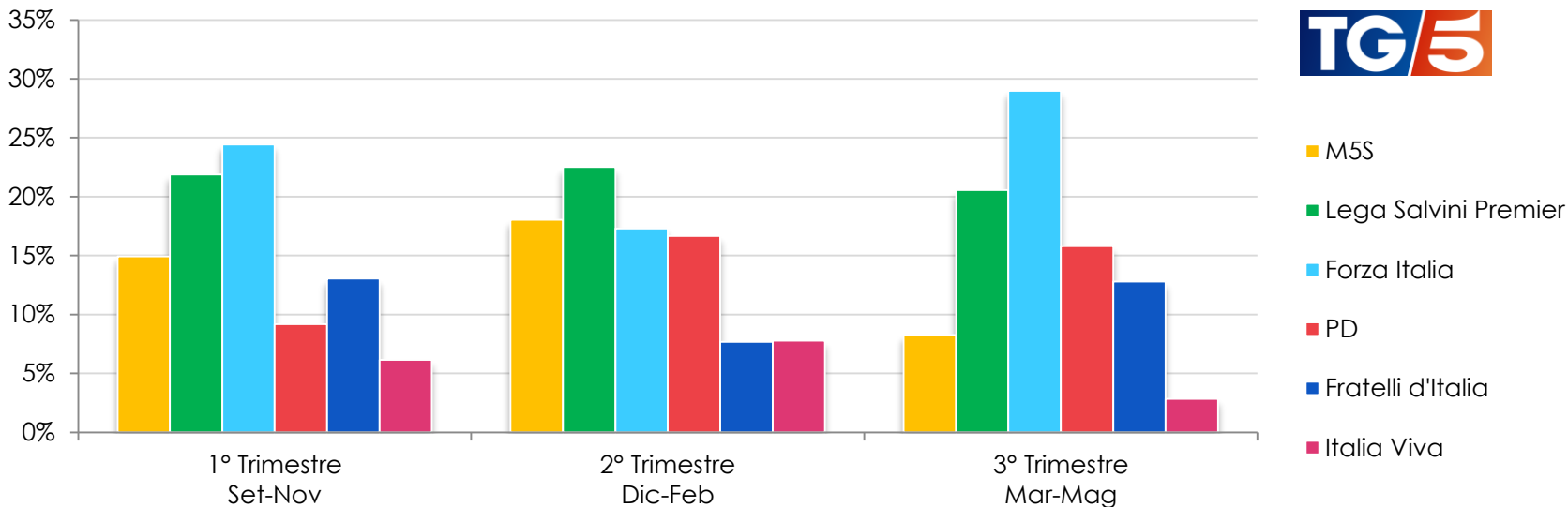


	Marzo	Politici	Ammin.	Aprile	Politici	Ammin.	Maggio	Politici	Ammin.
	0:35:35	98,50%	1,50%	0:41:36	79,41%	20,59%	1:18:02	78,36%	21,64%
	4:14:29	24,30%	75,70%	2:59:44	38,58%	61,42%	2:05:57	77,23%	22,77%
	3:40:48	30,73%	69,27%	1:54:27	37,88%	62,12%	1:08:38	45,22%	54,78%
	2:14:46	53,17%	46,83%	2:52:09	53,58%	46,42%	2:06:31	47,75%	52,25%
	0:55:21	96,69%	3,31%	0:57:12	97,20%	2,80%	0:39:40	100,00%	
	0:13:01	100,00%		0:09:43	100,00%		0:21:47	100,00%	



 ESPONENTI DI PARTITO       AMMINISTRATORI LOCALI

TG5: Tempi di parola (%) dei soggetti politici – Periodo: 1 settembre 2019 – 31 maggio 2020



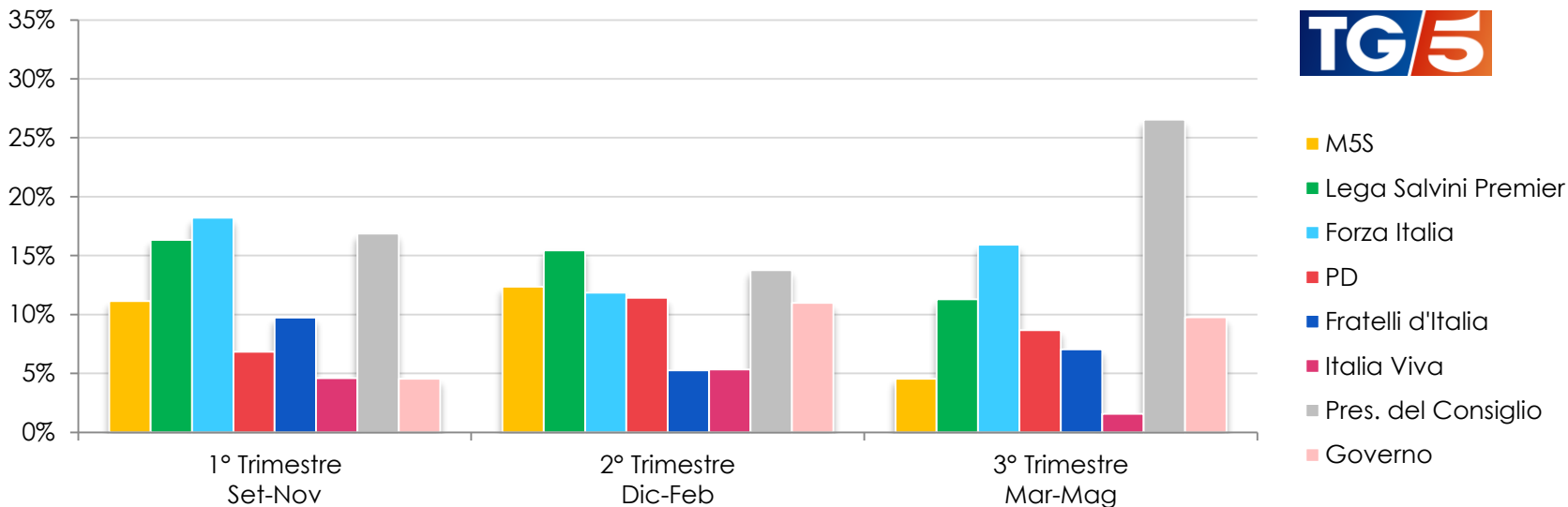
Tempo di parola (V.A) soggetti politici

TG5	Set-Nov	Dic-Feb	Marzo	Aprile	Maggio	Mar-Mag
	1:05:32	1:00:14	0:03:30	0:05:06	0:20:49	0:29:25
	1:36:02	1:15:11	0:28:00	0:27:45	0:17:32	1:13:17
	1:47:08	0:57:45	0:35:25	0:39:01	0:28:52	1:43:18
	0:40:15	0:55:38	0:17:51	0:13:24	0:25:02	0:56:17
	0:57:18	0:25:38	0:12:20	0:26:17	0:06:58	0:45:35
	0:27:02	0:25:57	0:01:20	0:05:45	0:03:02	0:10:07

Tempo di parola: % su totale soggetti politici

TG5	Set-Nov	Dic-Feb	Marzo	Aprile	Maggio	Mar-Mag
	14,94%	18,05%	2,97%	4,05%	18,48%	8,25%
	21,89%	22,53%	23,78%	22,02%	15,57%	20,56%
	24,43%	17,30%	30,08%	30,97%	25,63%	28,99%
	9,18%	16,67%	15,16%	10,63%	22,23%	15,79%
	13,06%	7,68%	10,47%	20,86%	6,19%	12,79%
	6,16%	7,78%	1,13%	4,56%	2,69%	2,84%

TG5: Tempi di parola (%) dei soggetti politici e istituzionali – Periodo: 1 settembre 2019 – 31 maggio 2020



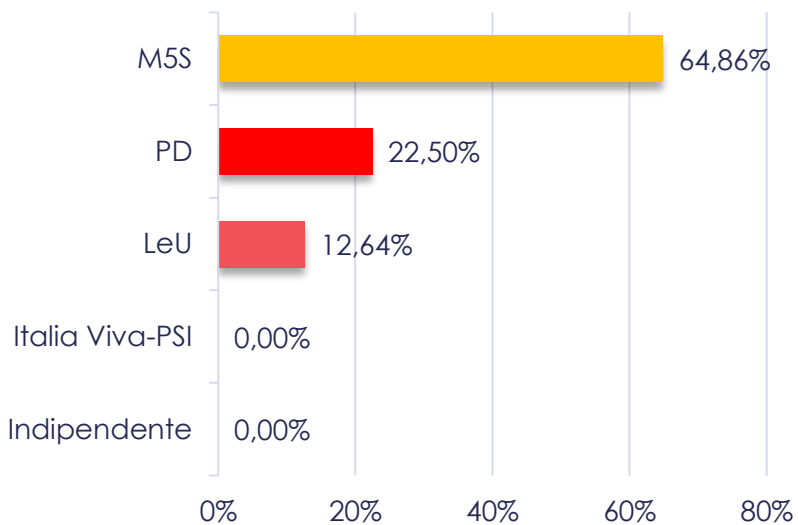
Tempo di parola (V.A) soggetti politici e istituzionali

TG5	Set-Nov	Dic-Feb	Marzo	Aprile	Maggio	Mar-Mag
	1:05:32	1:00:14	0:03:30	0:05:06	0:20:49	0:29:25
	1:36:02	1:15:11	0:28:00	0:27:45	0:17:32	1:13:17
	1:47:08	0:57:45	0:35:25	0:39:01	0:28:52	1:43:18
	0:40:15	0:55:38	0:17:51	0:13:24	0:25:02	0:56:17
	0:57:18	0:25:38	0:12:20	0:26:17	0:06:58	0:45:35
	0:27:02	0:25:57	0:01:20	0:05:45	0:03:02	0:10:07
<b>Pres. del Consiglio</b>	1:39:11	1:06:59	1:15:36	1:15:45	0:20:47	2:52:08
<b>Governo</b>	0:26:45	0:53:28	0:12:00	0:17:59	0:33:17	1:03:16

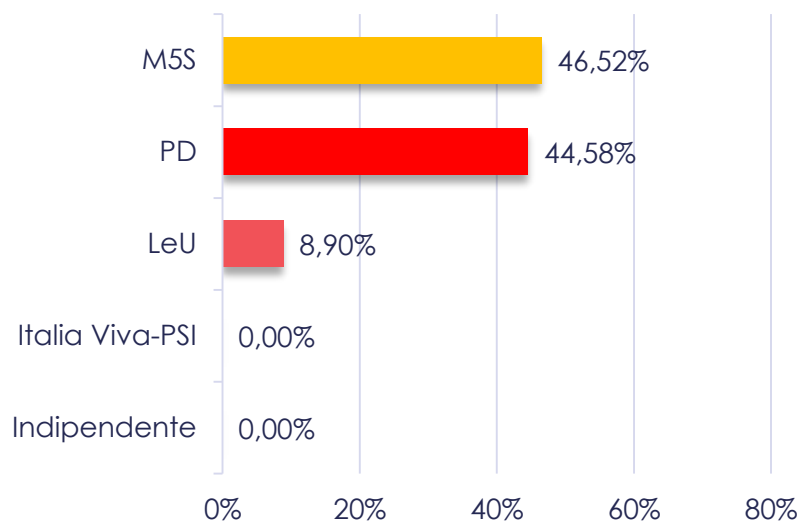
Tempo di parola: % su totale soggetti politici e istituzionali

TG5	Set-Nov	Dic-Feb	Marzo	Aprile	Maggio	Mar-Mag
	11,14%	12,36%	1,47%	2,16%	12,01%	4,54%
	16,32%	15,43%	11,74%	11,73%	10,11%	11,30%
	18,21%	11,85%	14,85%	16,49%	16,65%	15,93%
	6,84%	11,42%	7,48%	5,66%	14,44%	8,68%
	9,74%	5,26%	5,17%	11,11%	4,02%	7,03%
	4,60%	5,33%	0,56%	2,43%	1,75%	1,56%
<b>Pres. del Consiglio</b>	16,86%	13,75%	31,70%	32,02%	11,99%	26,54%
<b>Governo</b>	4,55%	10,98%	5,03%	7,60%	19,20%	9,76%

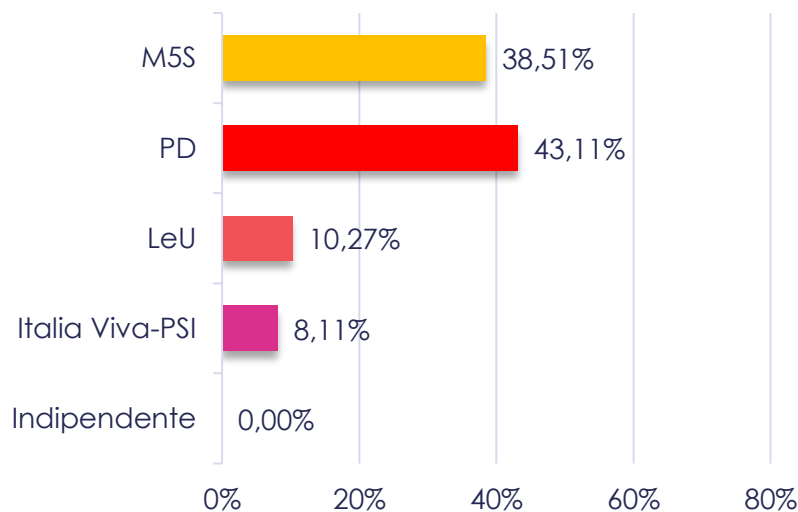
Marzo: Composizione % Governo per partito



Aprile: Composizione % Governo per partito



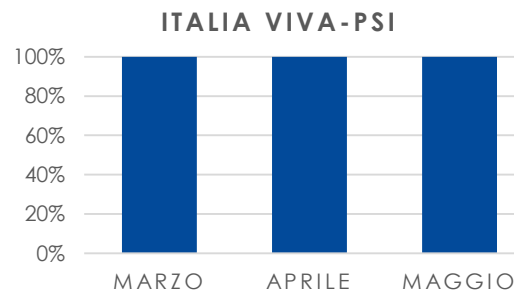
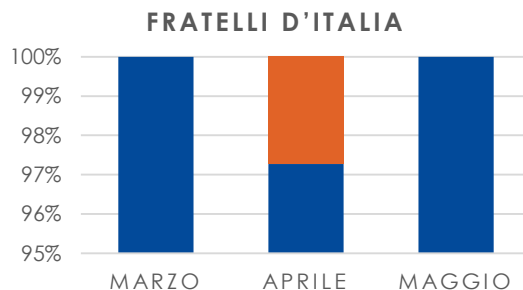
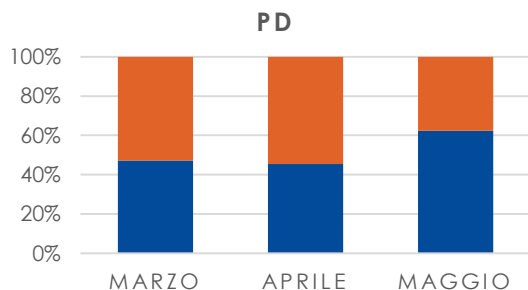
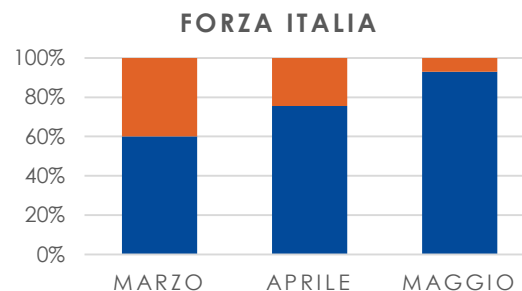
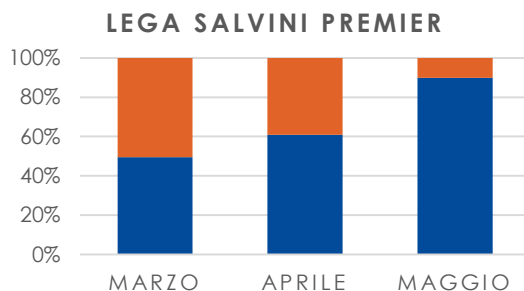
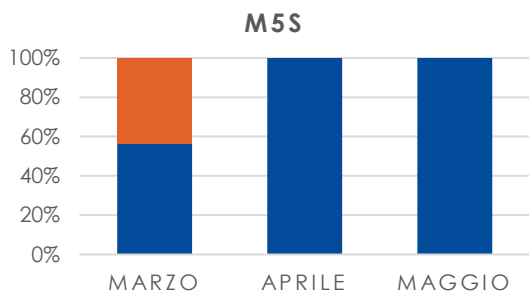
Maggio: Composizione % Governo per partito



Trimestre: Composizione (v.a.) Governo per partito

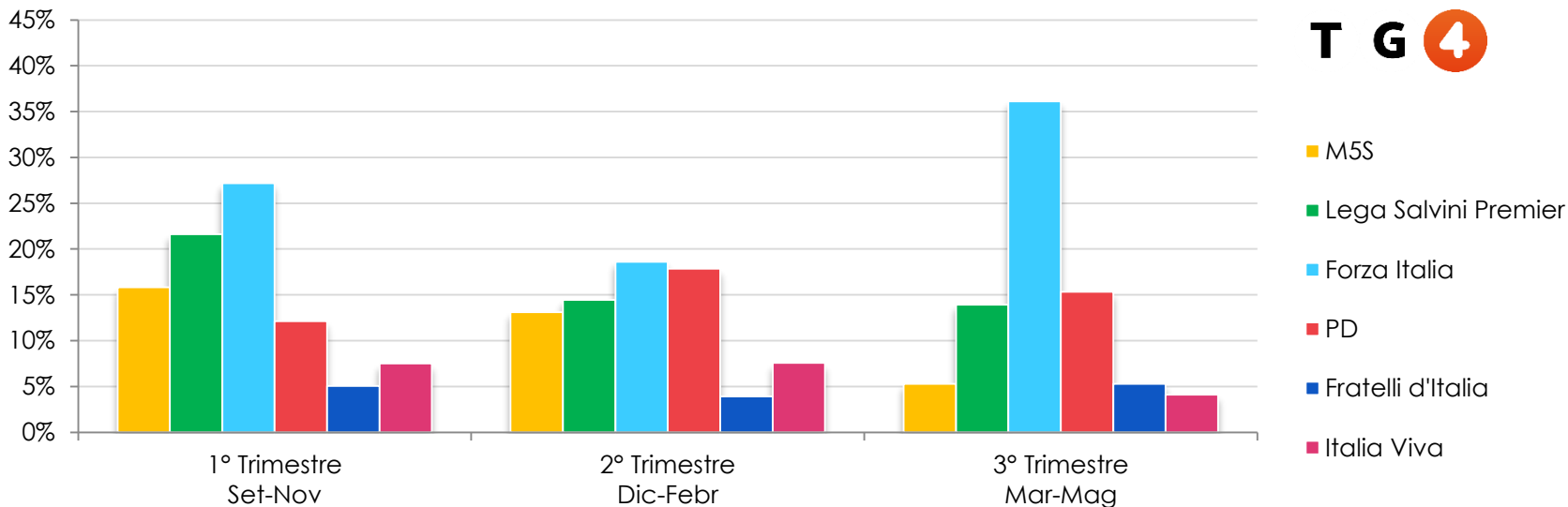
Partito	Marzo	Aprile	Maggio	Trimestre
 MOVIMENTO 5 STELLE	0:07:47	0:08:22	0:12:49	0:28:58
 PD Partito Democratico	0:02:42	0:08:01	0:14:21	0:25:04
 ITALIA VIVA	0:01:31	0:01:36	0:03:25	0:06:32
 Libera! Democrazia			0:02:42	0:02:42
Indipendente				
<b>Governo</b>	<b>0:12:00</b>	<b>0:17:59</b>	<b>0:33:17</b>	<b>1:03:16</b>

	Marzo	Politici	Ammin.	Aprile	Politici	Ammin.	Maggio	Politici	Ammin.
	0:03:30	56,67%	43,33%	0:05:06	100,00%		0:20:49	100,00%	
	0:28:00	49,40%	50,60%	0:27:45	60,90%	39,10%	0:17:32	89,83%	10,17%
	0:35:25	60,09%	39,91%	0:39:01	75,52%	24,48%	0:28:52	92,90%	7,10%
	0:17:51	47,15%	52,85%	0:13:24	45,40%	54,60%	0:25:02	62,32%	37,68%
	0:12:20	100,00%		0:26:17	97,27%	2,73%	0:06:58	100,00%	
	0:01:20	100,00%		0:05:45	100,00%		0:03:02	100,00%	



■ ESPONENTI DI PARTITO
 ■ AMMINISTRATORI LOCALI

## TG4: Tempi di parola (%) dei soggetti politici – Periodo: 1 settembre 2019 – 31 maggio 2020



**T G 4**

- M5S
- Lega Salvini Premier
- Forza Italia
- PD
- Fratelli d'Italia
- Italia Viva

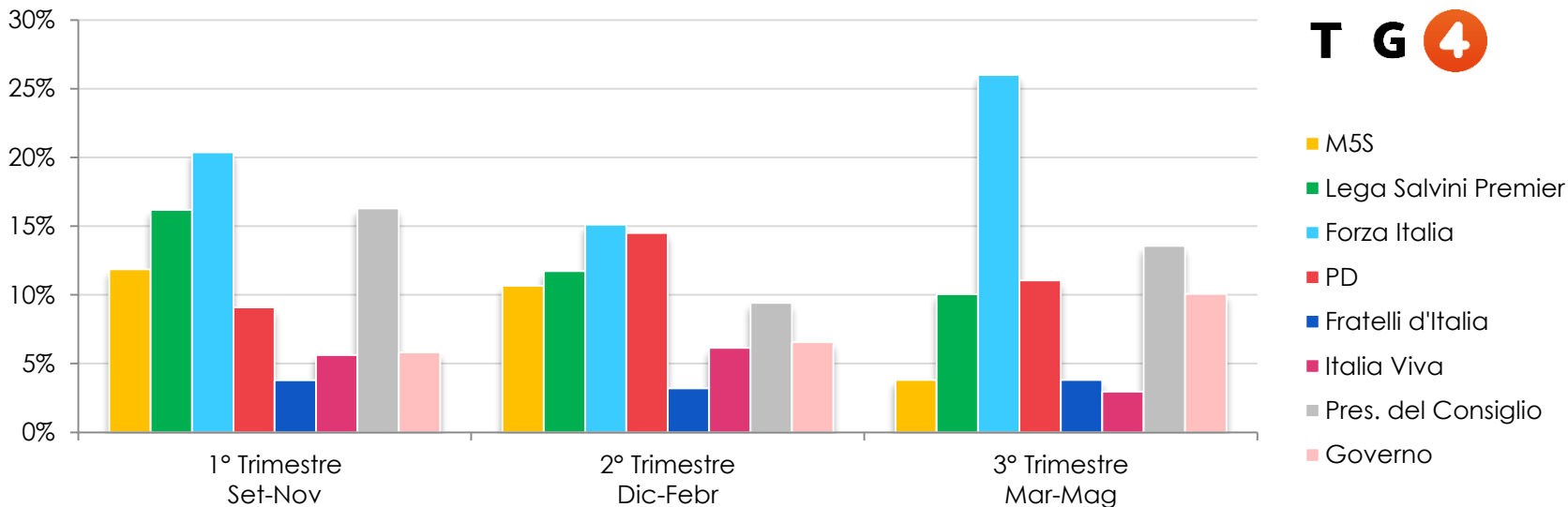
### Tempo di parola (V.A) soggetti politici

TG4	Set-Nov	Dic-Feb	Marzo	Aprile	Maggio	Mar-Mag
	1:37:59	1:26:47	0:01:11	0:00:51	0:28:48	0:30:50
	2:13:49	1:35:40	0:29:53	0:28:55	0:22:33	1:21:21
	2:48:17	2:03:03	1:09:00	1:06:23	1:15:21	3:30:44
	1:15:06	1:58:14	0:23:13	0:24:45	0:41:37	1:29:35
	0:31:18	0:25:57	0:08:13	0:13:40	0:09:01	0:30:54
	0:46:26	0:50:05	0:02:21	0:16:39	0:05:00	0:24:00

### Tempo di parola: % su totale soggetti politici

TG4	Set-Nov	Dic-Feb	Marzo	Aprile	Maggio	Mar-Mag
	15,83%	13,12%	0,75%	0,44%	12,43%	5,28%
	21,62%	14,46%	18,89%	14,94%	9,73%	13,94%
	27,19%	18,60%	43,62%	34,30%	32,52%	36,12%
	12,13%	17,87%	14,68%	12,79%	17,96%	15,35%
	5,06%	3,92%	5,19%	7,06%	3,89%	5,30%
	7,50%	7,57%	1,49%	8,60%	2,16%	4,11%

TG4: Tempi di parola (%) dei soggetti politici e istituzionali – Periodo: 1 settembre 2019 – 31 maggio 2020



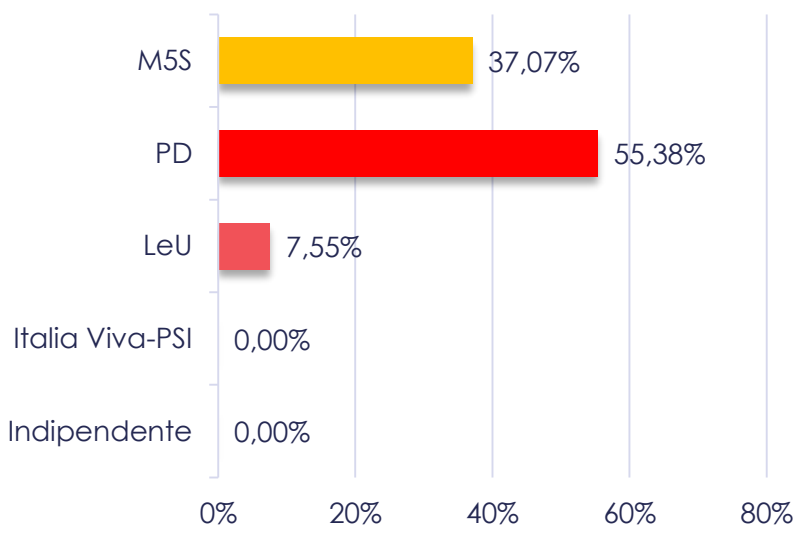
Tempo di parola (V.A) soggetti politici e istituzionali

TG4	Set-Nov	Dic-Feb	Marzo	Aprile	Maggio	Mar-Mag
	1:37:59	1:26:47	0:01:11	0:00:51	0:28:48	0:30:50
	2:13:49	1:35:40	0:29:53	0:28:55	0:22:33	1:21:21
	2:48:17	2:03:03	1:09:00	1:06:23	1:15:21	3:30:44
	1:15:06	1:58:14	0:23:13	0:24:45	0:41:37	1:29:35
	0:31:18	0:25:57	0:08:13	0:13:40	0:09:01	0:30:54
	0:46:26	0:50:05	0:02:21	0:16:39	0:05:00	0:24:00
<b>Pres. del Consiglio</b>	2:14:36	1:16:42	0:47:34	0:48:49	0:13:27	1:49:50
<b>Governo</b>	0:48:02	0:53:21	0:15:01	0:28:34	0:38:04	1:21:39

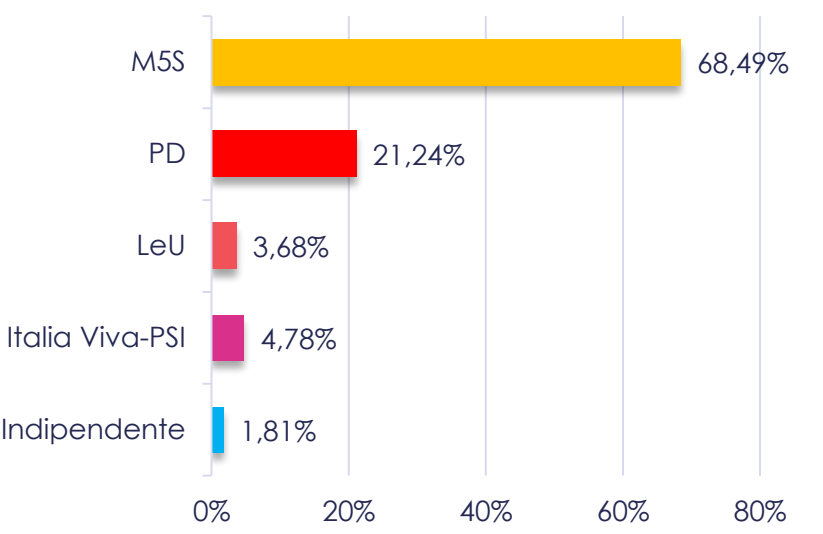
Tempo di parola: % su totale soggetti politici e istituzionali

TG4	Set-Nov	Dic-Feb	Marzo	Aprile	Maggio	Mar-Mag
	11,86%	10,65%	0,50%	0,30%	9,85%	3,81%
	16,19%	11,74%	12,58%	10,32%	7,71%	10,04%
	20,36%	15,11%	29,05%	23,70%	25,77%	26,01%
	9,09%	14,51%	9,78%	8,83%	14,23%	11,06%
	3,79%	3,19%	3,46%	4,88%	3,08%	3,81%
	5,62%	6,15%	0,99%	5,94%	1,71%	2,96%
<b>Pres. del Consiglio</b>	16,29%	9,42%	20,03%	17,43%	4,60%	13,56%
<b>Governo</b>	5,81%	6,55%	6,32%	10,20%	13,02%	10,08%

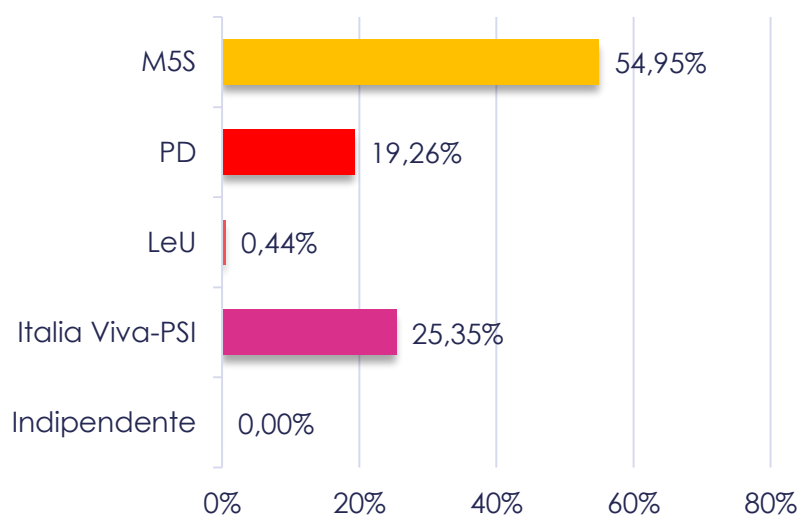
Marzo: Composizione % Governo per partito



Aprile: Composizione % Governo per partito









Maggio: Composizione % Governo per partito

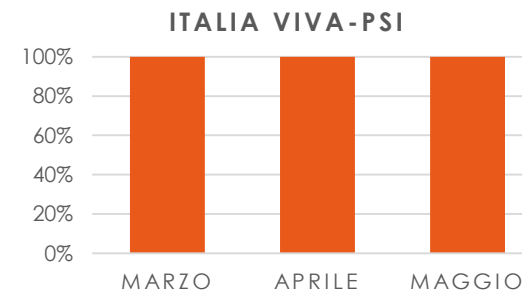
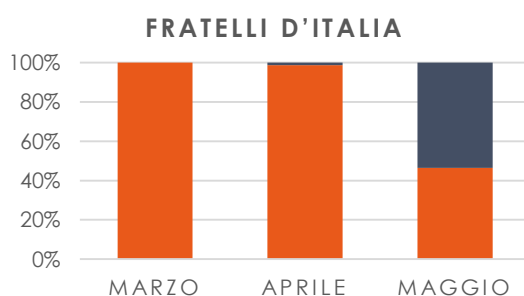
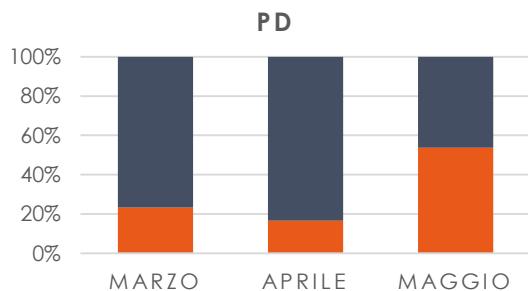
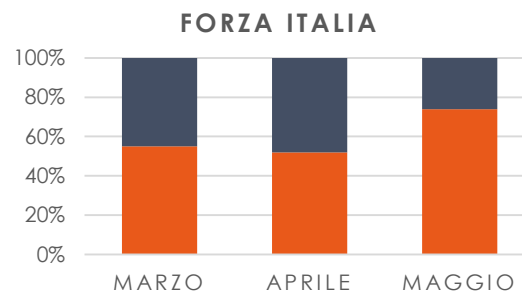
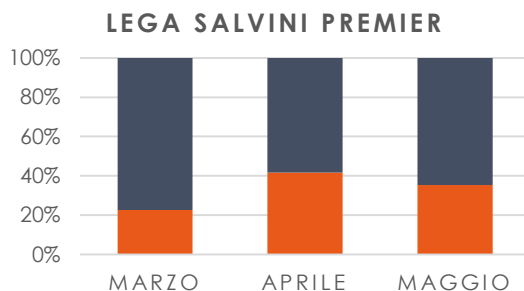
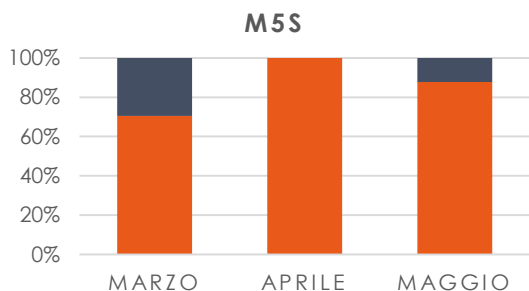


Trimestre: Composizione (v.a.) Governo per partito

Partito	Marzo	Aprile	Maggio	Trimestre
 MOVIMENTO	0:05:34	0:19:34	0:20:55	0:46:03
 PD Partito Democratico	0:08:19	0:06:04	0:07:20	0:21:43
 ITALIA VIVA	0:01:08	0:01:03	0:00:10	0:02:21
 Liberi e Uguali		0:01:22	0:09:39	0:11:01
Indipendente		0:00:31		0:00:31
<b>Governo</b>	<b>0:15:01</b>	<b>0:28:34</b>	<b>0:38:04</b>	<b>1:21:39</b>

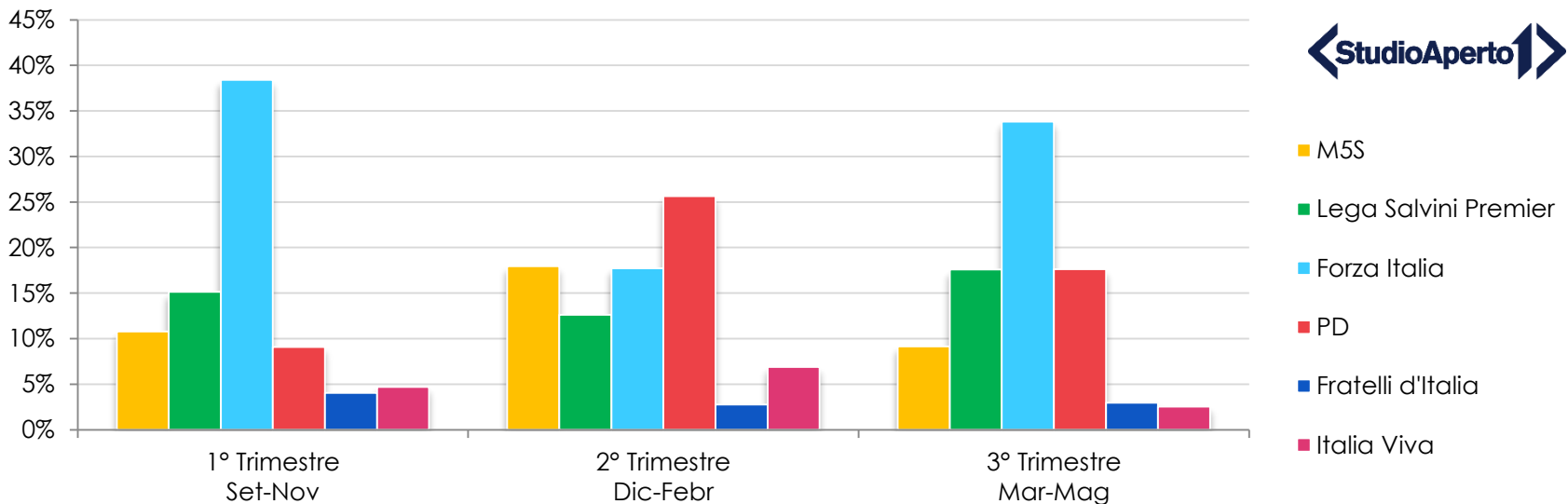


	Marzo	Politici	Ammin.	Aprile	Politici	Ammin.	Maggio	Politici	Ammin.
	0:01:11	70,42%	29,58%	0:00:51	100,00%		0:28:48	87,73%	12,27%
	0:29:53	22,64%	77,36%	0:28:55	41,61%	58,39%	0:22:33	35,33%	64,67%
	1:09:00	54,98%	45,02%	1:06:23	51,90%	48,10%	1:15:21	73,94%	26,06%
	0:23:13	23,26%	76,74%	0:24:45	16,50%	83,50%	0:41:37	53,66%	46,34%
	0:08:13	100,00%		0:13:40	98,78%	1,22%	0:09:01	46,40%	53,60%
	0:02:21	100,00%		0:16:39	100,00%		0:05:00	100,00%	



■ ESPONENTI DI PARTITO
 ■ AMMINISTRATORI LOCALI

# STUDIO APERTO: Tempi di parola (%) dei soggetti politici – Periodo: 1 settembre 2019 – 31 maggio 2020



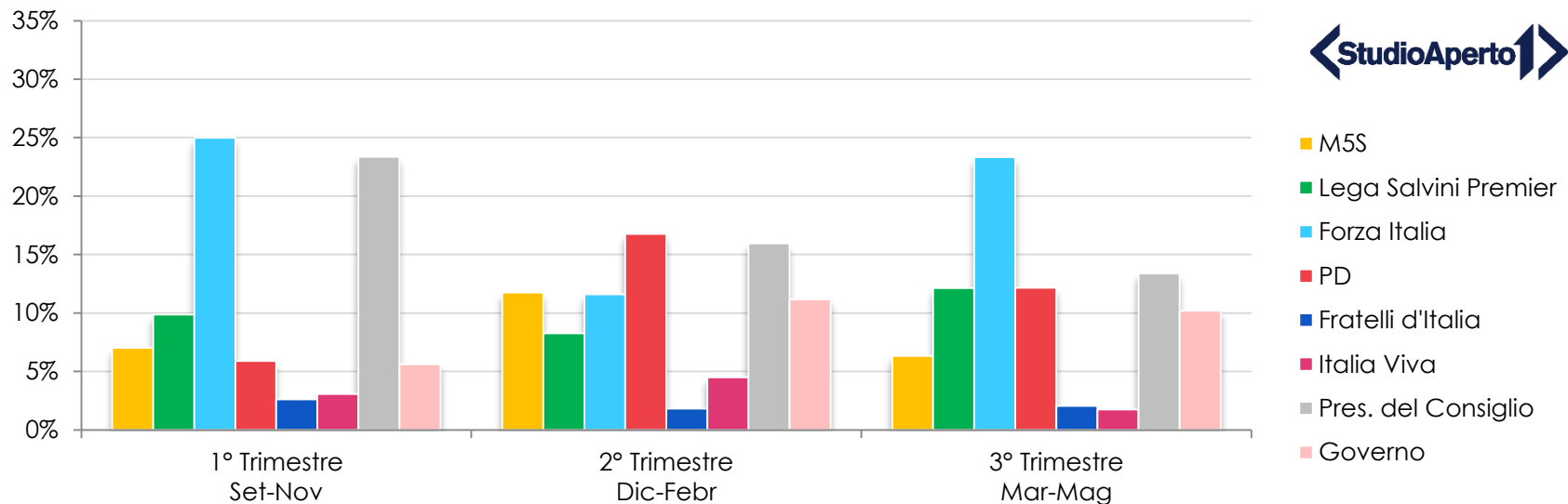
## Tempo di parola (V.A) soggetti politici

STUDIO APERTO	Set-Nov	Dic-Feb	Marzo	Aprile	Maggio	Mar-Mag
	0:20:35	0:40:12	0:00:35	0:00:53	0:24:57	0:26:25
	0:28:57	0:28:14	0:18:44	0:19:23	0:12:40	0:50:47
	1:13:24	0:39:42	0:30:44	0:38:41	0:28:08	1:37:33
	0:17:20	0:57:22	0:12:29	0:13:56	0:24:24	0:50:49
	0:07:42	0:06:13	0:03:50	0:02:53	0:01:52	0:08:35
	0:09:00	0:15:25	0:01:20	0:01:58	0:04:01	0:07:19

## Tempo di parola: % su totale soggetti politici

STUDIO APERTO	Set-Nov	Dic-Feb	Marzo	Aprile	Maggio	Mar-Mag
	10,77%	17,96%	0,70%	0,94%	22,50%	9,16%
	15,15%	12,62%	22,46%	20,61%	11,42%	17,61%
	38,41%	17,74%	36,84%	41,14%	25,37%	33,83%
	9,07%	25,63%	14,97%	14,82%	22,01%	17,62%
	4,03%	2,78%	4,60%	3,07%	1,68%	2,98%
	4,71%	6,89%	1,60%	2,09%	3,62%	2,54%

# STUDIO APERTO: Tempi di parola (%) dei soggetti politici e istituzionali – Periodo: 1 settembre 2019 – 31 maggio 2020



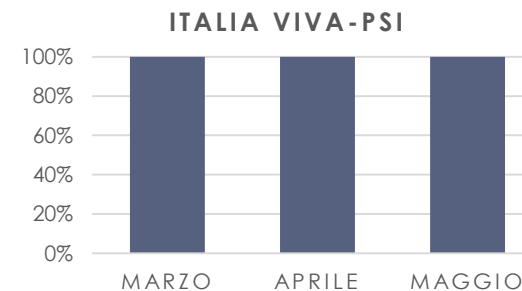
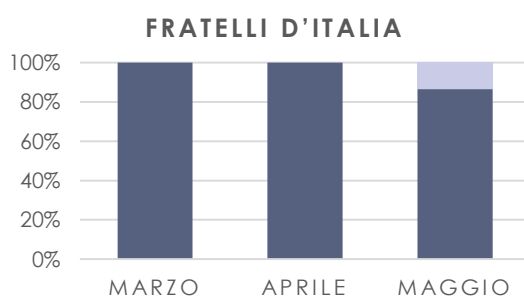
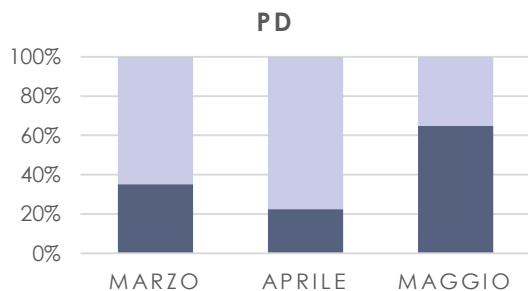
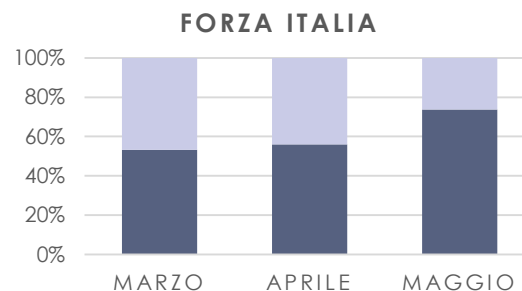
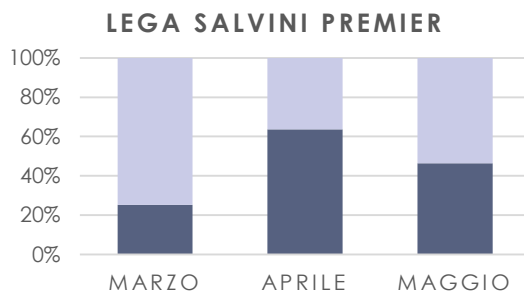
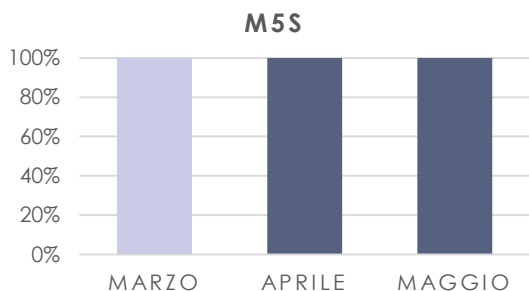
## Tempo di parola (V.A) soggetti politici e istituzionali

STUDIO APERTO	Set-Nov	Dic-Feb	Marzo	Aprile	Maggio	Mar-Mag
	0:20:35	0:40:12	0:00:35	0:00:53	0:24:57	0:26:25
	0:28:57	0:28:14	0:18:44	0:19:23	0:12:40	0:50:47
	1:13:24	0:39:42	0:30:44	0:38:41	0:28:08	1:37:33
	0:17:20	0:57:22	0:12:29	0:13:56	0:24:24	0:50:49
	0:07:42	0:06:13	0:03:50	0:02:53	0:01:52	0:08:35
	0:09:00	0:15:25	0:01:20	0:01:58	0:04:01	0:07:19
<b>Pres. del Consiglio</b>	1:08:36	0:54:35	0:28:57	0:18:12	0:08:46	0:55:55
<b>Governo</b>	0:16:29	0:38:13	0:11:17	0:09:51	0:21:31	0:42:39

## Tempo di parola: % su totale soggetti politici e istituzionali

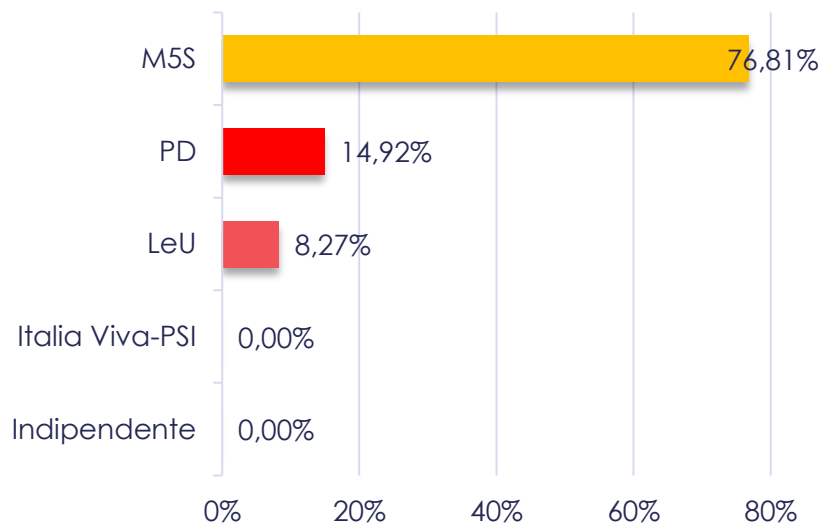
STUDIO APERTO	Set-Nov	Dic-Feb	Marzo	Aprile	Maggio	Mar-Mag
	7,01%	11,74%	0,42%	0,68%	16,57%	6,32%
	9,86%	8,25%	13,55%	14,99%	8,41%	12,14%
	24,99%	11,60%	22,22%	29,93%	18,68%	23,33%
	5,90%	16,76%	9,03%	10,78%	16,20%	12,15%
	2,62%	1,82%	2,77%	2,23%	1,24%	2,05%
	3,06%	4,50%	0,96%	1,52%	2,67%	1,75%
<b>Pres. del Consiglio</b>	23,36%	15,95%	20,93%	14,08%	5,82%	13,37%
<b>Governo</b>	5,61%	11,16%	8,16%	7,62%	14,29%	10,20%

	Marzo	Politici	Ammin.	Aprile	Politici	Ammin.	Maggio	Politici	Ammin.
	0:00:35		100,00%	0:00:53	100,00%		0:24:57	100,00%	
	0:18:44	25,27%	74,73%	0:19:23	63,71%	36,29%	0:12:40	46,32%	53,68%
	0:30:44	53,20%	46,80%	0:38:41	56,05%	43,95%	0:28:08	73,82%	26,18%
	0:12:29	35,11%	64,89%	0:13:56	22,49%	77,51%	0:24:24	64,75%	35,25%
	0:03:50	100,00%		0:02:53	100,00%		0:01:52	86,61%	13,39%
	0:01:20	100,00%		0:01:58	100,00%		0:04:01	100,00%	

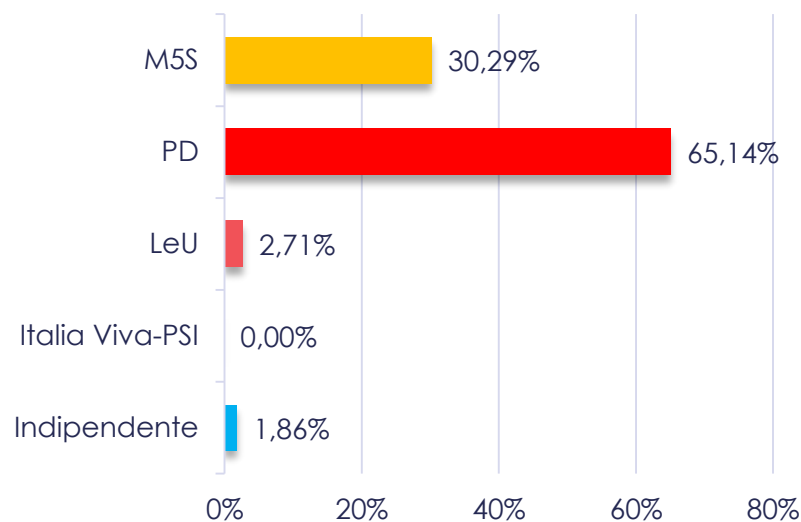


**ESONENTI DI PARTITO**      **AMMINISTRATORI LOCALI**

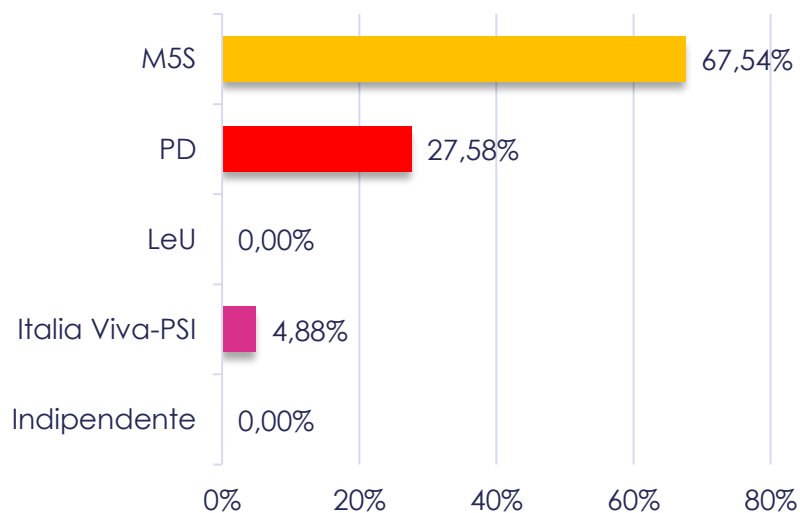
### Marzo: Composizione % Governo per partito




### Aprile: Composizione % Governo per partito



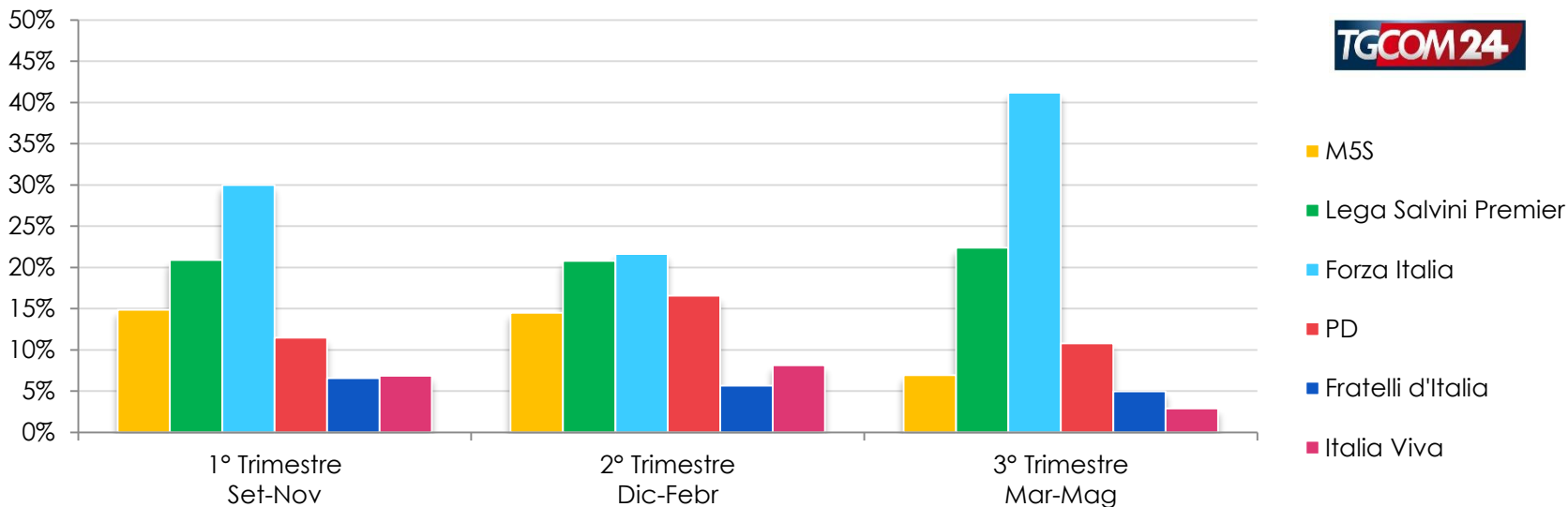
### Maggio: Composizione % Governo per partito



### Trimestre: Composizione (v.a.) Governo per partito

Partito	Marzo	Aprile	Maggio	Trimestre
 MOVIMENTO 5 STELLE	0:08:40	0:02:59	0:14:32	0:26:11
 Partito Democratico	0:01:41	0:06:25	0:05:56	0:14:02
 ITALIA VIVA	0:00:56	0:00:16		0:01:12
 Libera! Petrali			0:01:03	0:01:03
Indipendente		0:00:11		0:00:11
<b>Governo</b>	<b>0:11:17</b>	<b>0:09:51</b>	<b>0:21:31</b>	<b>0:42:39</b>

TGCOM24: Tempi di parola (%) dei soggetti politici – Periodo: 1 settembre 2019 – 31 maggio 2020



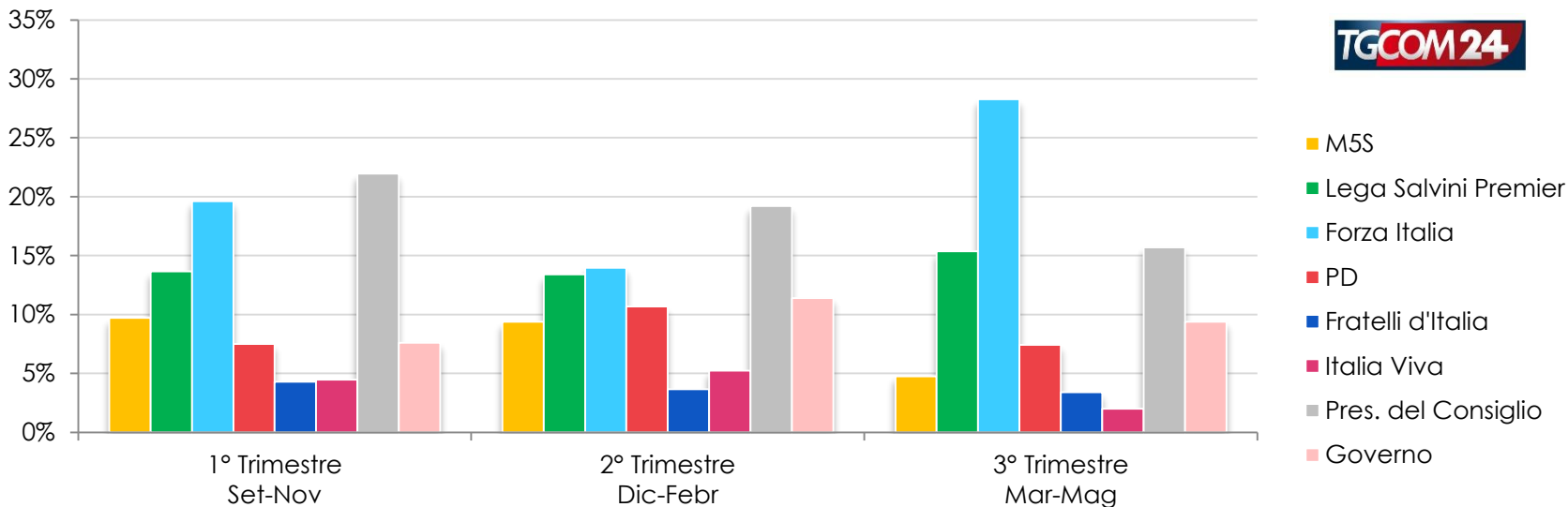
Tempo di parola (V.A) soggetti politici

TGCOM 24	Set-Nov	Dic-Feb	Marzo	Aprile	Maggio	Mar-Mag
	8:58:43	7:36:51	0:07:34	0:09:16	3:28:12	3:45:02
	12:38:47	10:53:48	4:46:51	4:24:48	2:55:50	12:07:29
	18:08:07	11:20:42	8:35:38	8:11:21	5:31:45	22:18:44
	6:56:16	8:40:58	1:40:42	1:22:47	2:47:40	5:51:09
	3:58:19	2:57:48	0:55:03	1:11:05	0:35:08	2:41:16
	4:08:27	4:15:44	0:13:53	0:50:46	0:29:31	1:34:10

Tempo di parola: % su totale soggetti politici

TGCOM 24	Set-Nov	Dic-Feb	Marzo	Aprile	Maggio	Mar-Mag
	14,84%	14,51%	0,69%	0,85%	19,73%	6,92%
	20,90%	20,77%	25,97%	24,28%	16,67%	22,38%
	29,97%	21,63%	46,69%	45,06%	31,44%	41,19%
	11,46%	16,55%	9,12%	7,59%	15,89%	10,80%
	6,56%	5,65%	4,98%	6,52%	3,33%	4,96%
	6,84%	8,12%	1,26%	4,66%	2,80%	2,90%

TGCOM24: Tempi di parola (%) dei soggetti politici e istituzionali – Periodo: 1 settembre 2019 – 31 maggio 2020



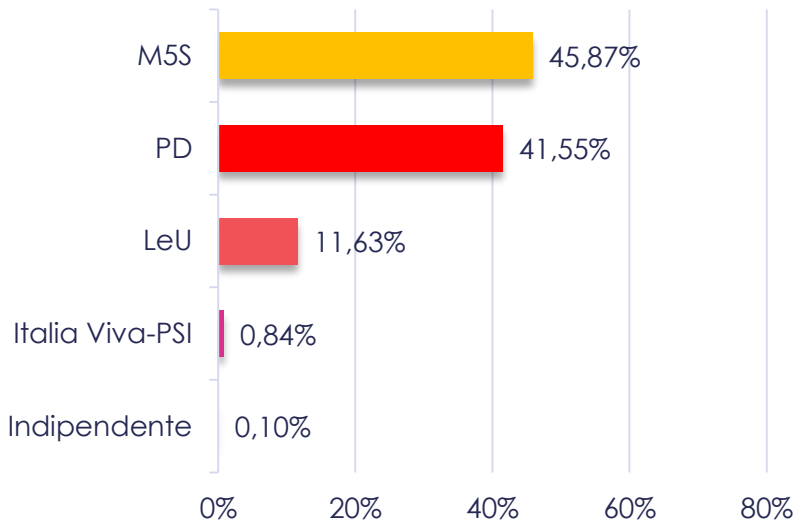
Tempo di parola (V.A) soggetti politici e istituzionali

TGCOM 24	Set-Nov	Dic-Feb	Marzo	Aprile	Maggio	Mar-Mag
	8:58:43	7:36:51	0:07:34	0:09:16	3:28:12	3:45:02
	12:38:47	10:53:48	4:46:51	4:24:48	2:55:50	12:07:29
	18:08:07	11:20:42	8:35:38	8:11:21	5:31:45	22:18:44
	6:56:16	8:40:58	1:40:42	1:22:47	2:47:40	5:51:09
	3:58:19	2:57:48	0:55:03	1:11:05	0:35:08	2:41:16
	4:08:27	4:15:44	0:13:53	0:50:46	0:29:31	1:34:10
<b>Pres. del Consiglio</b>	20:18:23	15:37:04	4:59:18	5:25:35	1:58:08	12:23:01
<b>Governo</b>	7:01:49	9:16:04	1:52:29	1:51:49	3:39:54	7:24:12

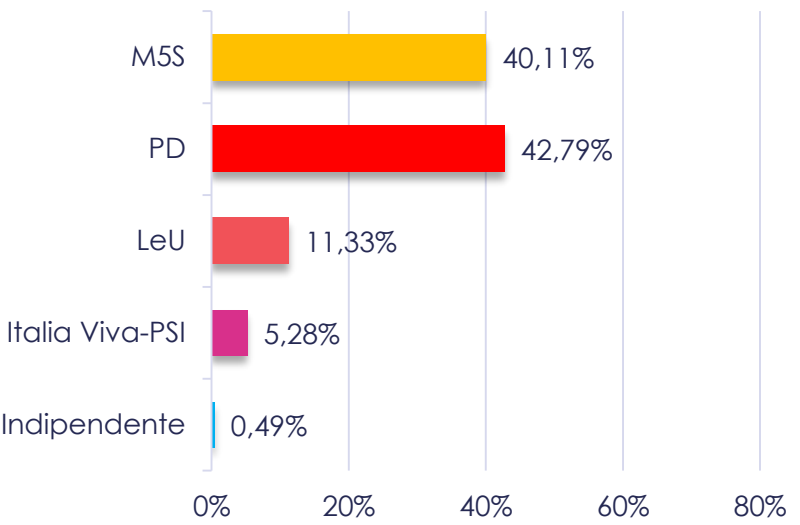
Tempo di parola: % su totale soggetti politici e istituzionali

TGCOM 24	Set-Nov	Dic-Feb	Marzo	Aprile	Maggio	Mar-Mag
	9,71%	9,37%	0,46%	0,58%	14,01%	4,75%
	13,67%	13,41%	17,37%	16,59%	11,83%	15,37%
	19,61%	13,96%	31,23%	30,78%	22,32%	28,28%
	7,50%	10,68%	6,10%	5,19%	11,28%	7,42%
	4,29%	3,65%	3,33%	4,45%	2,36%	3,41%
	4,48%	5,24%	0,84%	3,18%	1,99%	1,99%
<b>Pres. del Consiglio</b>	21,96%	19,22%	18,13%	20,40%	7,95%	15,70%
<b>Governo</b>	7,60%	11,40%	6,81%	7,00%	14,80%	9,38%

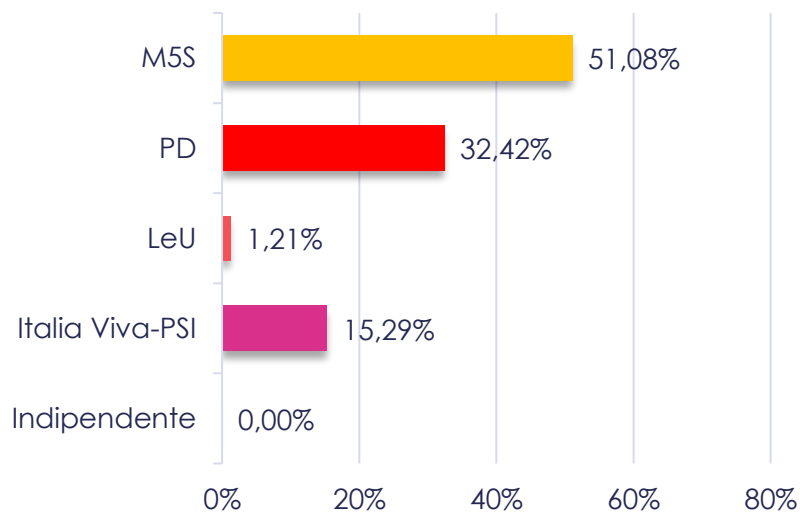
Marzo: Composizione % Governo per partito



Aprile: Composizione % Governo per partito









Maggio: Composizione % Governo per partito

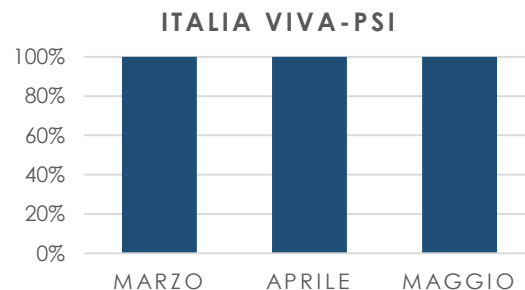
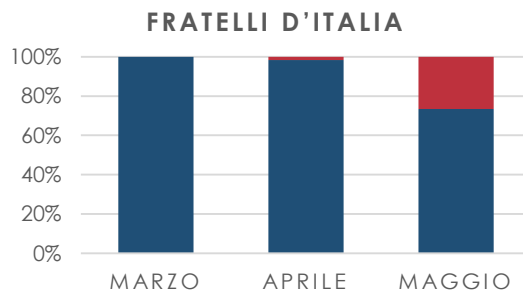
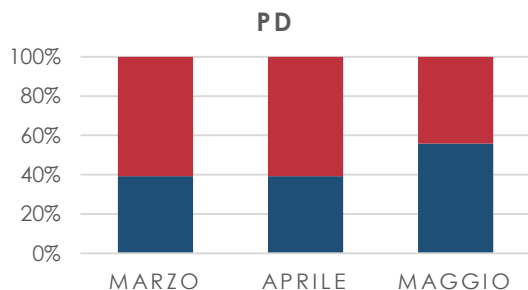
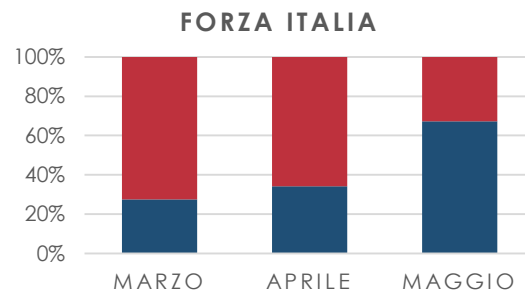
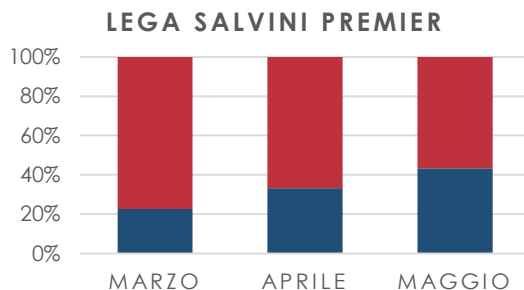
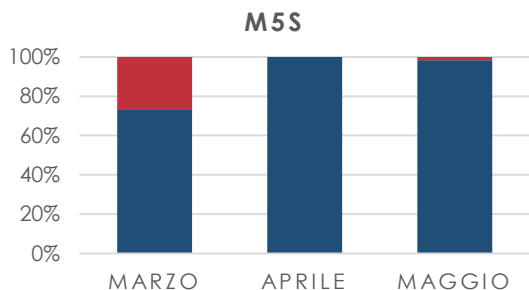


Trimestre: Composizione (v.a.) Governo per partito

Partito	Marzo	Aprile	Maggio	Trimestre
 M5S	0:51:36	0:44:51	1:52:19	3:28:46
 PD	0:46:44	0:47:51	1:11:18	2:45:53
 Italia Viva-PSI	0:13:05	0:12:40	0:02:40	0:28:25
 LeU	0:00:57	0:05:54	0:33:37	0:40:28
Indipendente	0:00:07	0:00:33		0:00:40
<b>Governo</b>	<b>1:52:29</b>	<b>1:51:49</b>	<b>3:39:54</b>	<b>7:24:12</b>



	Marzo	Politici	Ammin.	Aprile	Politici	Ammin.	Maggio	Politici	Ammin.
	0:07:34	73,35%	26,65%	0:09:16	100,00%		3:28:12	98,30%	1,70%
	4:46:51	22,62%	77,38%	4:24:48	33,19%	66,81%	2:55:50	43,35%	56,65%
	8:35:38	27,49%	72,51%	8:11:21	34,09%	65,91%	5:31:45	67,21%	32,79%
	1:40:42	39,29%	60,71%	1:22:47	39,22%	60,78%	2:47:40	55,75%	44,25%
	0:55:03	100,00%		1:11:05	98,34%	1,66%	0:35:08	73,48%	26,52%
	0:13:53	100,00%		0:50:46	100,00%		0:29:31	100,00%	

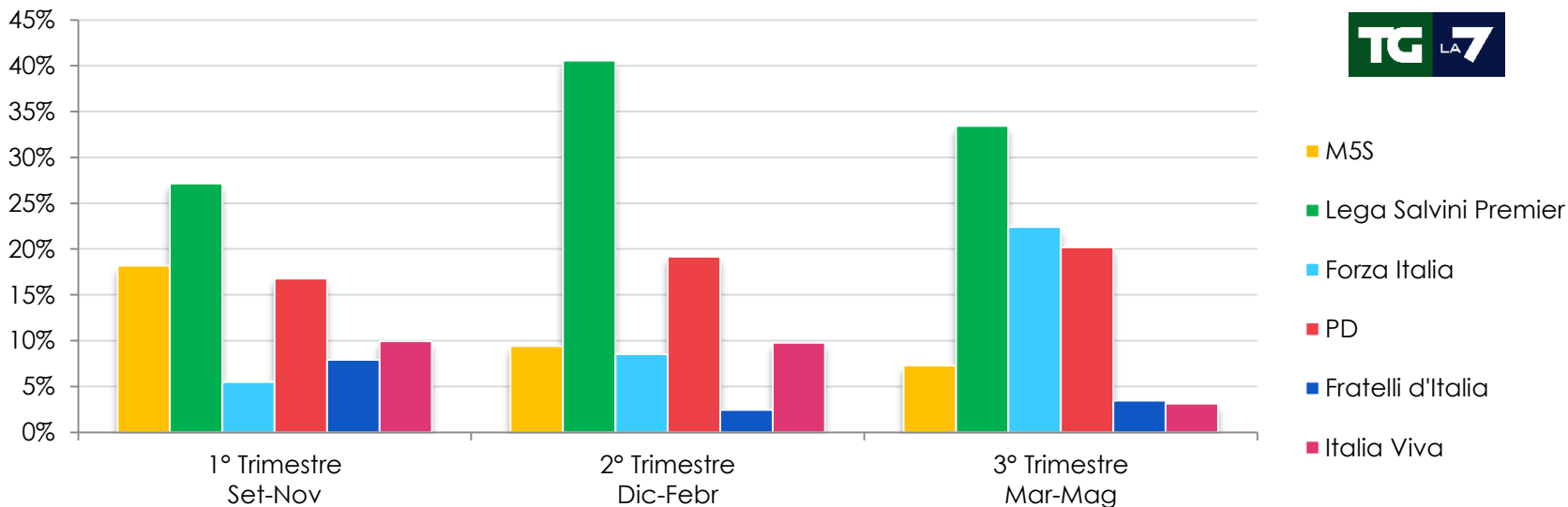


ESPONENTI DI PARTITO



AMMINISTRATORI LOCALI

TGLA7: Tempi di parola (%) dei soggetti politici – Periodo: 1 settembre 2019 – 31 maggio 2020



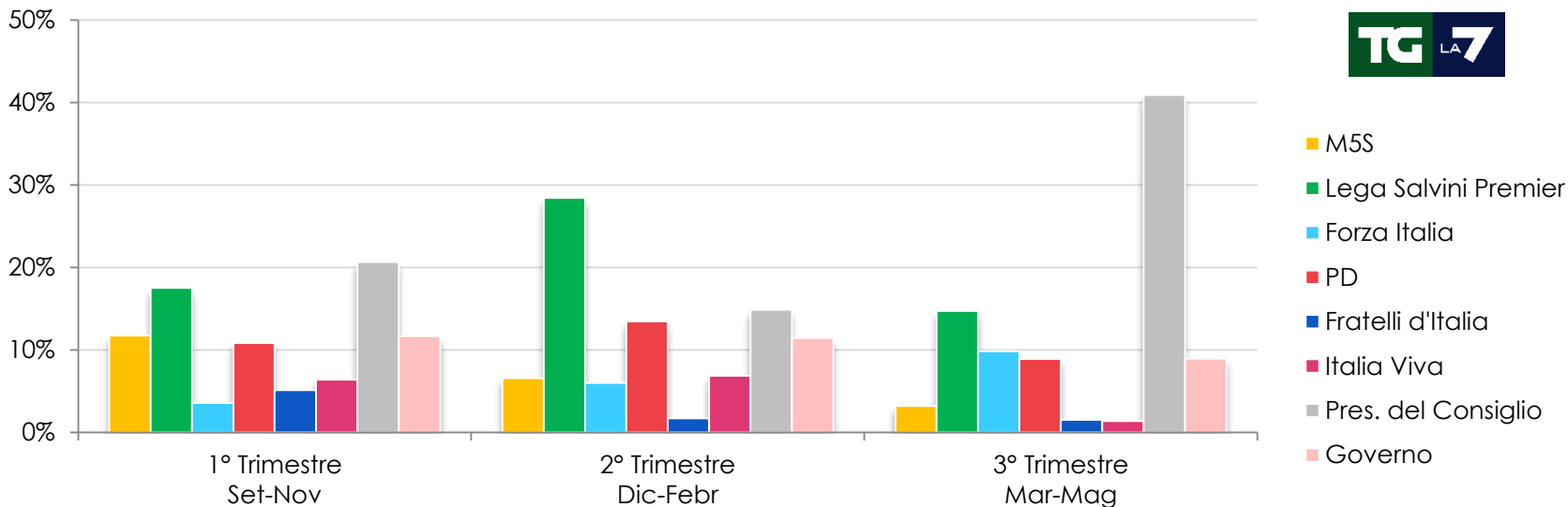
Tempo di parola (V.A) soggetti politici

TGLA7	Set-Nov	Dic-Feb	Marzo	Aprile	Maggio	Mar-Mag
	0:18:27	0:11:54	0:00:16	0:01:01	0:07:30	0:08:47
	0:27:33	0:51:22	0:29:22	0:05:48	0:05:10	0:40:20
	0:05:35	0:10:48	0:21:11	0:03:57	0:01:54	0:27:02
	0:17:02	0:24:17	0:08:55	0:06:48	0:08:39	0:24:22
	0:08:02	0:03:06	0:01:13	0:02:28	0:00:30	0:04:11
	0:10:04	0:12:23	0:00:11	0:01:06	0:02:29	0:03:46

Tempo di parola: % su totale soggetti politici

TGLA7	Set-Nov	Dic-Feb	Marzo	Aprile	Maggio	Mar-Mag
	18,17%	9,40%	0,40%	4,00%	25,79%	7,28%
	27,14%	40,58%	44,36%	22,83%	17,77%	33,42%
	5,50%	8,53%	32,00%	15,55%	6,53%	22,40%
	16,78%	19,18%	13,47%	26,77%	29,74%	20,19%
	7,91%	2,45%	1,84%	9,71%	1,72%	3,47%
	9,92%	9,78%	0,28%	4,33%	8,54%	3,12%

TGLA7: Tempi di parola (%) dei soggetti politici e istituzionali – Periodo: 1 settembre 2019 – 31 maggio 2020



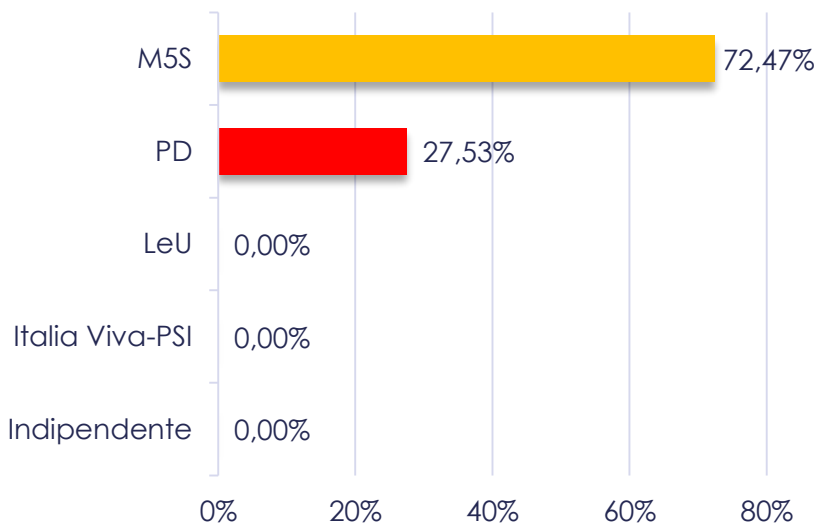
Tempo di parola (V.A) soggetti politici e istituzionali

TGLA7	Set-Nov	Dic-Feb	Marzo	Aprile	Maggio	Mar-Mag
	0:18:27	0:11:54	0:00:16	0:01:01	0:07:30	0:08:47
	0:27:33	0:51:22	0:29:22	0:05:48	0:05:10	0:40:20
	0:05:35	0:10:48	0:21:11	0:03:57	0:01:54	0:27:02
	0:17:02	0:24:17	0:08:55	0:06:48	0:08:39	0:24:22
	0:08:02	0:03:06	0:01:13	0:02:28	0:00:30	0:04:11
	0:10:04	0:12:23	0:00:11	0:01:06	0:02:29	0:03:46
<b>Pres. del Consiglio</b>	0:32:28	0:26:52	0:40:50	0:54:30	0:16:54	1:52:14
<b>Governo</b>	0:18:21	0:20:41	0:05:56	0:03:50	0:14:45	0:24:31

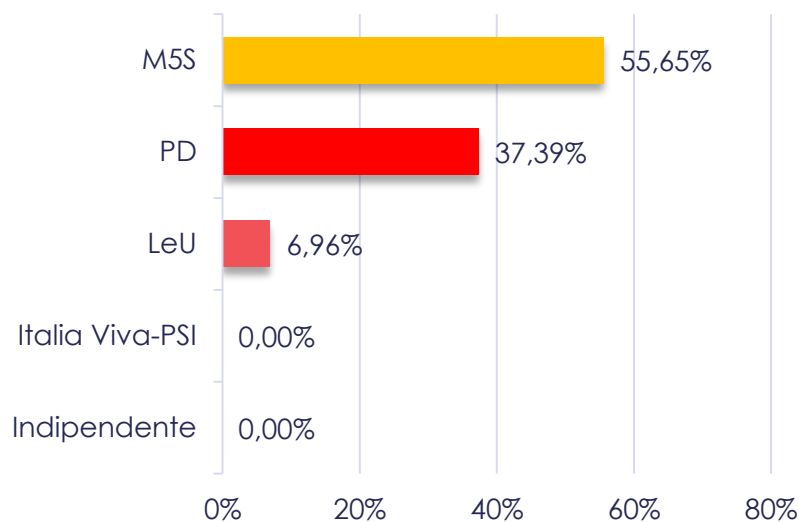
Tempo di parola: % su totale soggetti politici e istituzionali

TGLA7	Set-Nov	Dic-Feb	Marzo	Aprile	Maggio	Mar-Mag
	11,73%	6,58%	0,40%	1,17%	12,01%	3,20%
	17,51%	28,41%	44,36%	6,65%	8,27%	14,70%
	3,55%	5,97%	32,00%	4,53%	3,04%	9,85%
	10,83%	13,43%	13,47%	7,80%	13,85%	8,88%
	5,11%	1,71%	1,84%	2,83%	0,80%	1,52%
	6,40%	6,85%	0,28%	1,26%	3,98%	1,37%
<b>Pres. del Consiglio</b>	20,64%	14,86%	32,75%	62,50%	27,05%	40,91%
<b>Governo</b>	11,67%	11,44%	4,76%	4,40%	23,61%	8,94%

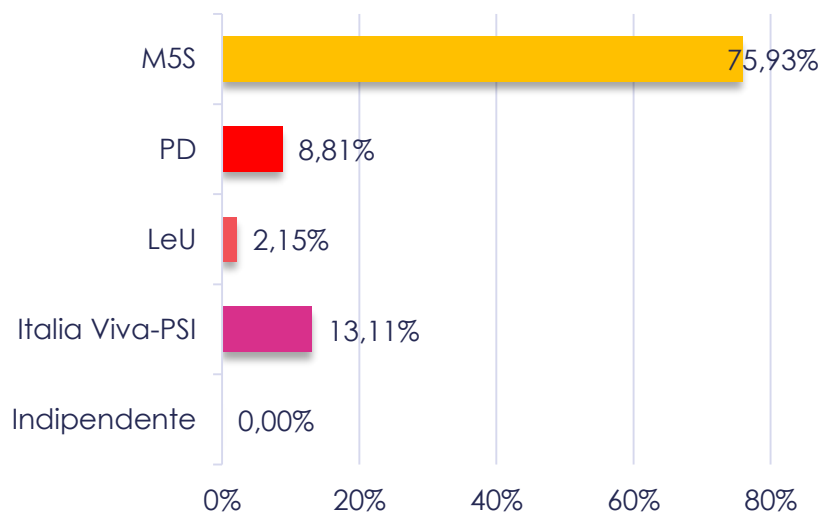
Marzo: Composizione % Governo per partito



Aprile: Composizione % Governo per partito



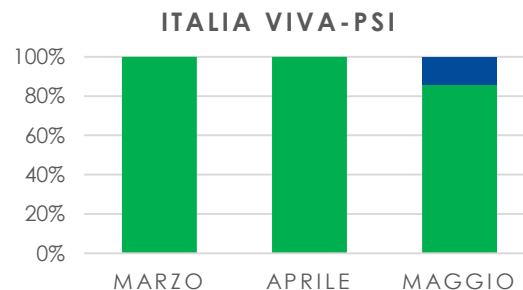
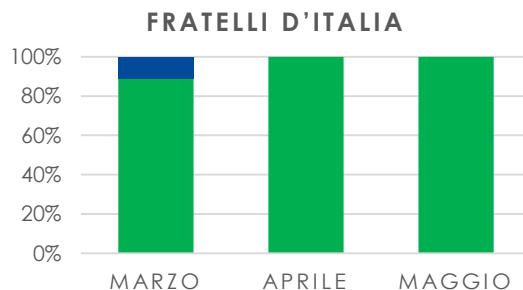
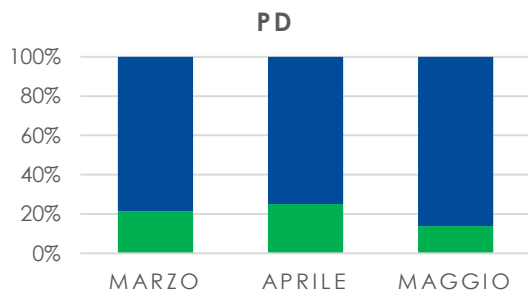
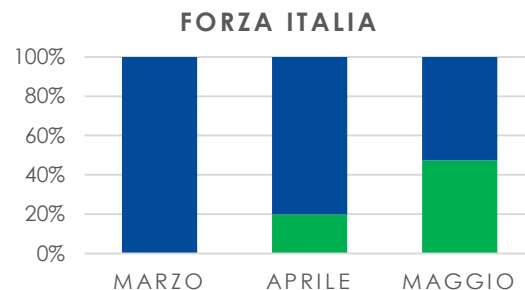
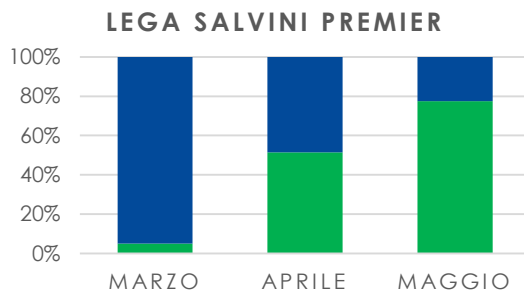
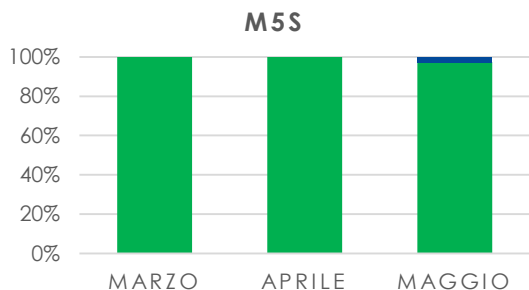
Maggio: Composizione % Governo per partito



Trimestre: Composizione (v.a.) Governo per partito

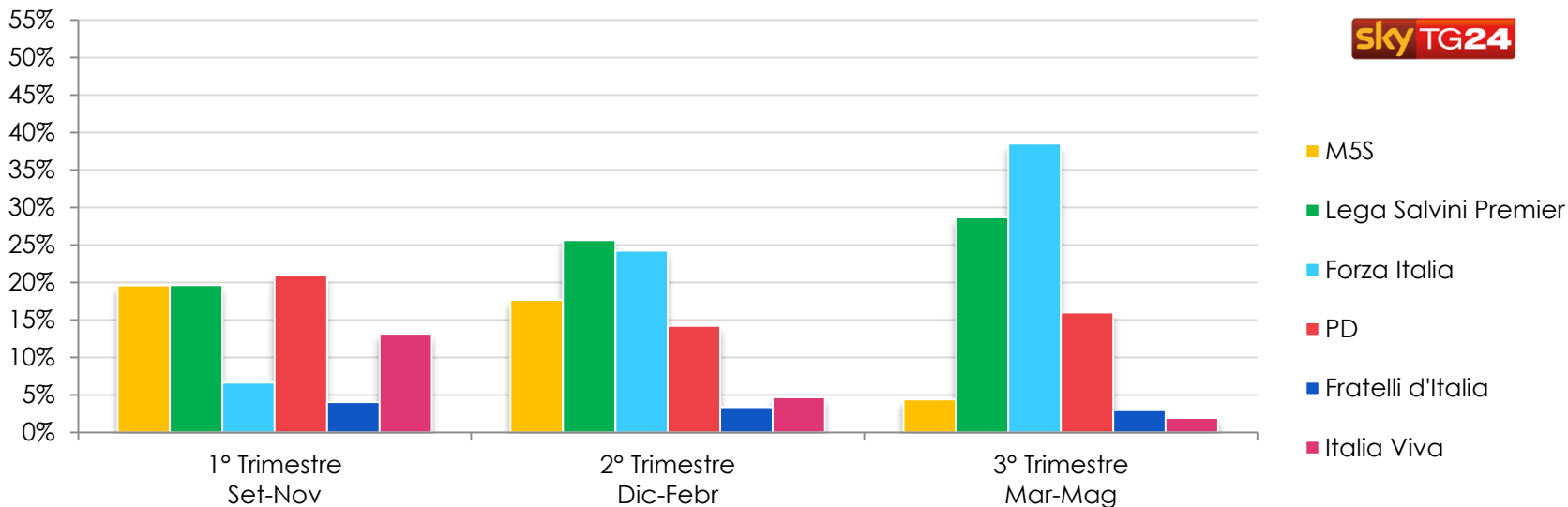
Partito	Marzo	Aprile	Maggio	Trimestre
 <b>MOVIMENTO</b> 5 STELLE	0:04:18	0:02:08	0:11:12	0:17:38
 <b>PD</b> Partito Democratico	0:01:38	0:01:26	0:01:18	0:04:22
 <b>ITALIA VIVA</b>		0:00:16	0:00:19	0:00:35
 <b>Liberali</b>			0:01:56	0:01:56
Indipendente				
<b>Governo</b>	<b>0:05:56</b>	<b>0:03:50</b>	<b>0:14:45</b>	<b>0:24:31</b>

	Marzo	Politici	Ammin.	Aprile	Politici	Ammin.	Maggio	Politici	Ammin.
	0:00:16	100,00%		0:01:01	100,00%		0:07:30	97,33%	2,67%
	0:29:22	4,99%	95,01%	0:05:48	51,44%	48,56%	0:05:10	77,42%	22,58%
	0:21:11	0,00%	100,00%	0:03:57	19,83%	80,17%	0:01:54	47,37%	52,63%
	0:08:55	21,31%	78,69%	0:06:48	25,00%	75,00%	0:08:39	13,87%	86,13%
	0:01:13	89,04%	10,96%	0:02:28	100,00%		0:00:30	100,00%	
	0:00:11	100,00%		0:01:06	100,00%		0:02:29	85,91%	14,09%



■ ESPONENTI DI PARTITO
 ■ AMMINISTRATORI LOCALI

SKYTG24: Tempi di parola (%) dei soggetti politici – Periodo: 1 settembre 2019 – 31 maggio 2020



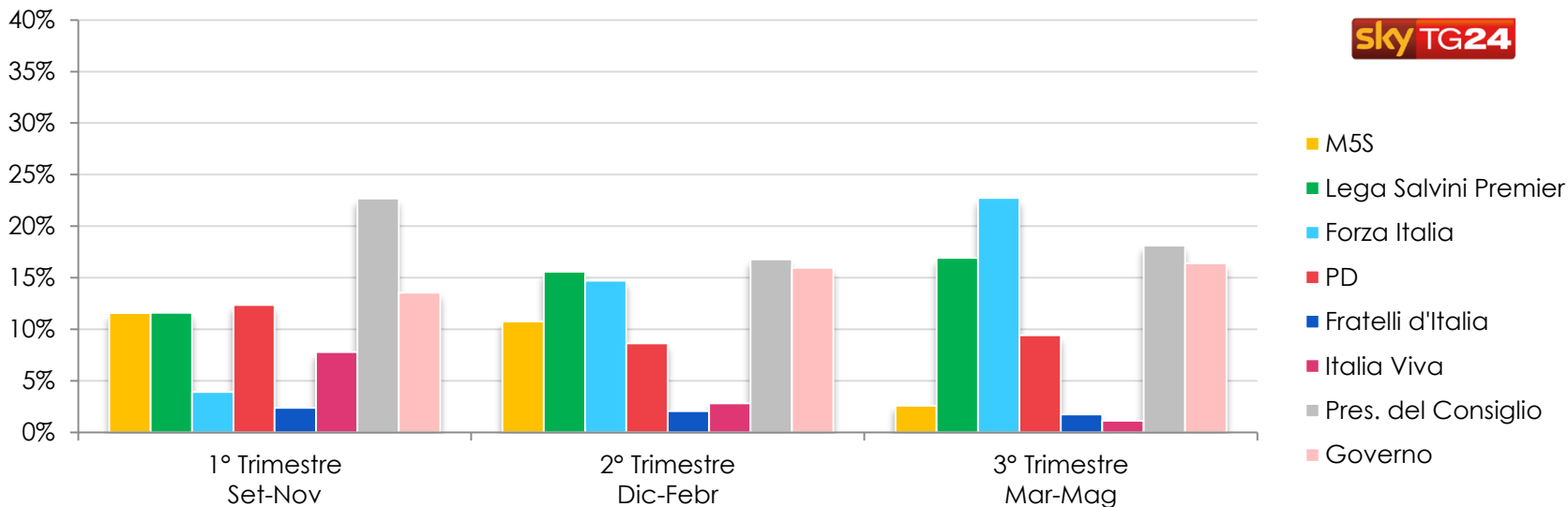
Tempo di parola (V.A) soggetti politici

SKYTG24	Set-Nov	Dic-Feb	Marzo	Aprile	Maggio	Mar-Mag
	4:05:20	4:07:47	0:20:44	0:43:11	0:39:37	1:43:32
	4:05:31	5:59:22	5:40:52	3:34:11	2:04:04	11:19:07
	1:23:07	5:39:23	10:31:47	4:07:34	0:32:57	15:12:18
	4:21:36	3:19:01	2:42:10	2:06:07	1:30:02	6:18:19
	0:50:10	0:47:07	0:17:02	0:46:51	0:05:28	1:09:21
	2:44:45	1:05:10	0:00:25	0:29:10	0:15:51	0:45:26

Tempo di parola: % su totale soggetti politici

SKYTG24	Set-Nov	Dic-Feb	Marzo	Aprile	Maggio	Mar-Mag
	19,59%	17,68%	1,68%	5,70%	10,53%	4,37%
	19,61%	25,64%	27,62%	28,25%	32,98%	28,68%
	6,64%	24,22%	51,20%	32,66%	8,76%	38,52%
	20,89%	14,20%	13,14%	16,64%	23,93%	15,97%
	4,01%	3,36%	1,38%	6,18%	1,45%	2,93%
	13,16%	4,65%	0,03%	3,85%	4,21%	1,92%

SKYTG24: Tempi di parola (%) dei soggetti politici e istituzionali – Periodo: 1 settembre 2019 – 31 maggio 2020



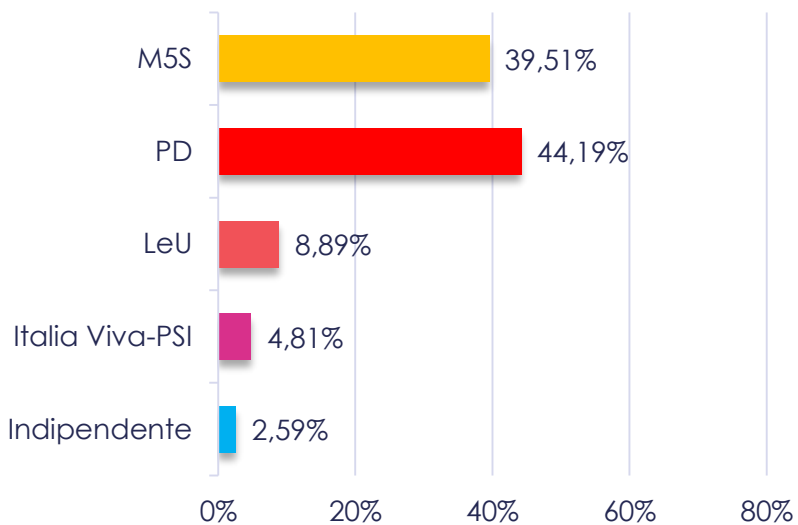
Tempo di parola (V.A) soggetti politici e istituzionali

SKYTG24	Set-Nov	Dic-Feb	Marzo	Aprile	Maggio	Mar-Mag
	4:05:20	4:07:47	0:20:44	0:43:11	0:39:37	1:43:32
	4:05:31	5:59:22	5:40:52	3:34:11	2:04:04	11:19:07
	1:23:07	5:39:23	10:31:47	4:07:34	0:32:57	15:12:18
	4:21:36	3:19:01	2:42:10	2:06:07	1:30:02	6:18:19
	0:50:10	0:47:07	0:17:02	0:46:51	0:05:28	1:09:21
	2:44:45	1:05:10	0:00:25	0:29:10	0:15:51	0:45:26
<b>Pres. del Consiglio</b>	8:00:35	6:27:13	6:24:58	4:02:19	1:39:30	12:06:47
<b>Governo</b>	4:46:42	6:08:24	4:44:32	2:55:04	3:18:52	10:58:28

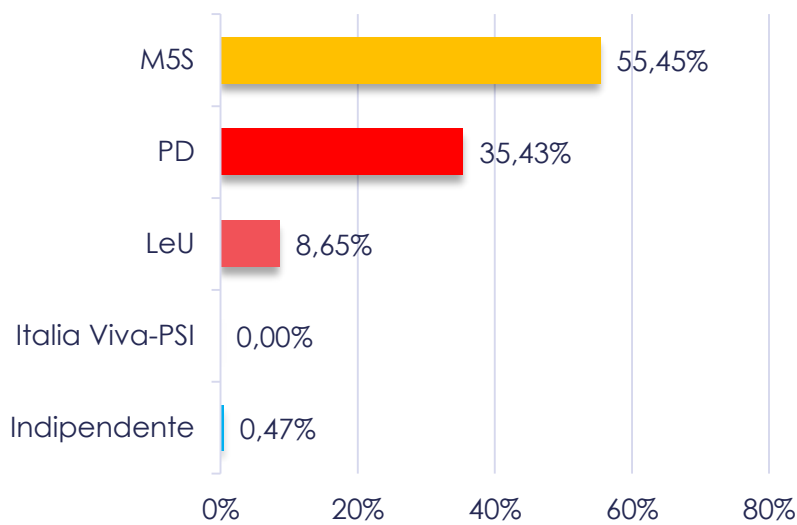
Tempo di parola: % su totale soggetti politici e istituzionali

SKYTG24	Set-Nov	Dic-Feb	Marzo	Aprile	Maggio	Mar-Mag
	11,58%	10,74%	1,02%	3,56%	5,10%	2,58%
	11,59%	15,57%	16,83%	17,68%	15,97%	16,92%
	3,92%	14,71%	31,19%	20,43%	4,24%	22,73%
	12,35%	8,63%	8,01%	10,41%	11,59%	9,42%
	2,37%	2,04%	0,84%	3,87%	0,70%	1,73%
	7,78%	2,82%	0,02%	2,41%	2,04%	1,13%
<b>Pres. del Consiglio</b>	22,69%	16,78%	19,01%	20,00%	12,80%	18,11%
<b>Governo</b>	13,54%	15,97%	14,05%	14,45%	25,59%	16,40%

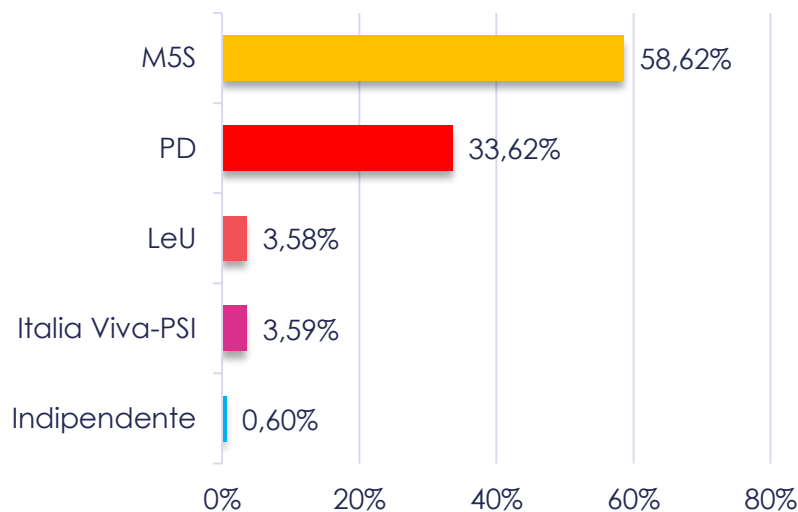
Marzo: Composizione % Governo per partito



Aprile: Composizione % Governo per partito









Maggio: Composizione % Governo per partito

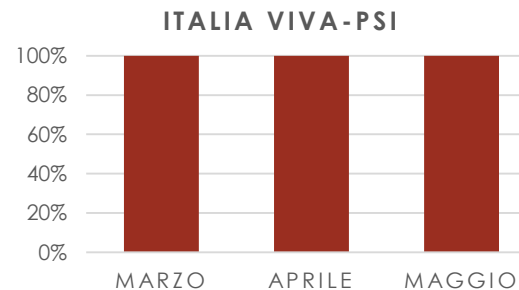
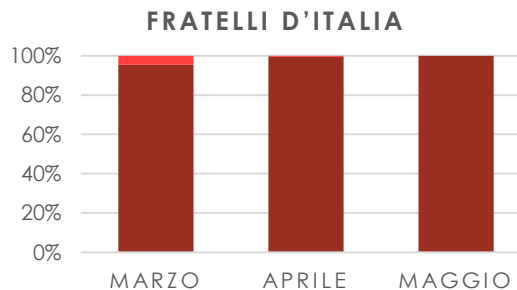
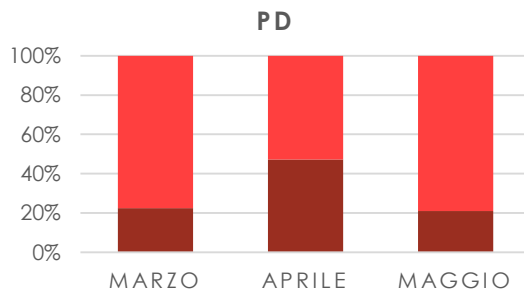
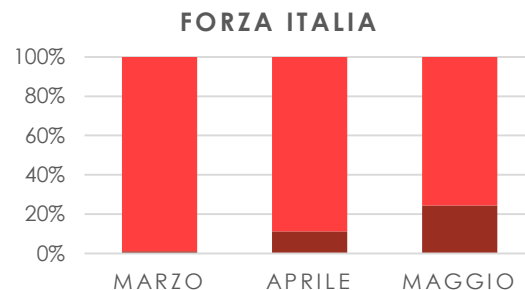
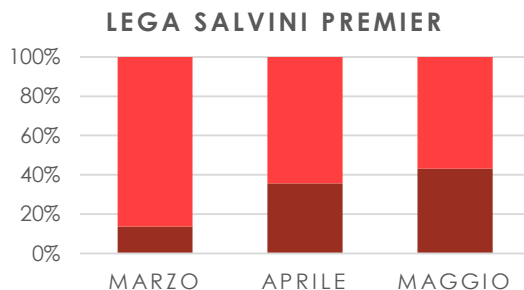
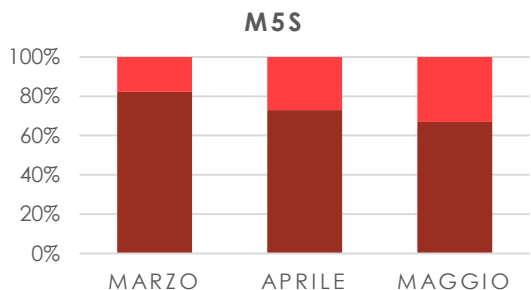


Trimestre: Composizione (v.a.) Governo per partito

Partito	Marzo	Aprile	Maggio	Trimestre
 MOVIMENTO 5 STELLE	1:52:26	1:37:04	1:56:34	5:26:04
 PD Partito Democratico	2:05:44	1:02:02	1:06:52	4:14:38
 ITALIA VIVA	0:25:17	0:15:09	0:07:07	0:47:33
 Liberali	0:13:42		0:07:08	0:20:50
Indipendente	0:07:23	0:00:49	0:01:11	0:09:23
<b>Governo</b>	<b>4:44:32</b>	<b>2:55:04</b>	<b>3:18:52</b>	<b>10:58:28</b>



	Marzo	Politici	Ammin.	Aprile	Politici	Ammin.	Maggio	Politici	Ammin.
	0:20:44	82,23%	17,77%	0:43:11	72,94%	27,06%	0:39:37	66,89%	33,11%
	5:40:52	13,55%	86,45%	3:34:11	35,64%	64,36%	2:04:04	43,18%	56,82%
	10:31:47	1,11%	98,89%	4:07:34	11,26%	88,74%	0:32:57	24,33%	75,67%
	2:42:10	22,39%	77,61%	2:06:07	47,19%	52,81%	1:30:02	20,92%	79,08%
	0:17:02	95,50%	4,50%	0:46:51	99,57%	0,43%	0:05:28	100,00%	
	0:00:25	100,00%		0:29:10	100,00%		0:15:51	100,00%	



 ESPONENTI DI PARTITO       AMMINISTRATORI LOCALI